

*'Kia ita!'*

*Te Taura Whiri i te Reo Māori*

MAORI LANGUAGE COMMISSION



# Annual Report

**Te Taura Whiri i te Reo Māori**

*for the year ended  
30 June 2013*

*Presented to the House of Representatives pursuant to  
section 150 of the Crown Entities Act 2004*



© Copyright Māori Language Commission 2013

Published by the Māori Language Commission, Wellington, New Zealand

[www.tetaurawhiri.govt.nz](http://www.tetaurawhiri.govt.nz)

# Contents

<b>Chairman's Report</b>	<b>4</b>
<b>Chief Executive's Report</b>	<b>5</b>
<b>Strategy</b>	<b>5</b>
<b>Māori Language Act 1987</b>	<b>5</b>
<b>Strategic Relationships</b>	<b>6</b>
<b>Fit for Purpose</b>	<b>6</b>
<b>Introduction</b>	<b>7</b>
<b>Achievements</b>	<b>7</b>
<i>Advice</i>	7
<i>Promotion</i>	8
<i>Corpus / Lexical Developments</i>	10
<i>Certification – Whakamātauria Tō Reo Māori</i>	11
<b>Commission Overview</b>	<b>12</b>
<i>Te Taura Whiri i te Reo Māori Commissioners</i>	12
<i>Governance and Accountability</i>	12
<i>Governance Philosophy</i>	13
<b>Commissioners' Profiles</b>	<b>14</b>
<b>Organisational Health and Capability</b>	<b>16</b>
<i>People and Partnerships</i>	16
<i>Report Relating to Workforce Activity for 2011/2012</i>	16
<i>CATEGORY 1: Sustainable &amp; Integrated Workforce</i>	17
<i>CATEGORY 2: Engaged &amp; Committed Workforce</i>	17
<i>CATEGORY 3: Accountable, Capable &amp; Skilled Workforce</i>	18
<b>Specifying the Performance for Output Classes</b>	<b>18</b>
<i>Outcomes Framework</i>	19
<i>Measuring Performance</i>	20
<b>Independent Auditor's Report</b>	<b>27</b>
<b>Statement of Responsibility</b>	<b>29</b>
<b>Statement of Service Performance</b>	<b>30</b>
<i>OUTPUT CLASS: Promotion of the Māori Language</i>	30
<i>OUTPUT 1: Advice</i>	31
<i>OUTPUT 2: Promotion</i>	33
<i>OUTPUT 3: Community Engagement</i>	35
<i>OUTPUT 4: Corpus / Lexical Developments</i>	37
<i>OUTPUT 5: Certification</i>	39
<b>Financial Statements</b>	<b>40</b>
<i>Statement of Comprehensive Income</i>	40
<i>Statement of Financial Position</i>	41
<i>Statement of Changes in Equity</i>	42
<i>Cash Flow Statement</i>	43
<b>Notes to the Financial Statements</b>	<b>44</b>

# Chairman's Report

31 October 2013

Hon Dr Pita Sharples  
Minister of Māori Affairs  
Parliament Buildings  
Wellington

Tēnā koe e te Minita,

In accordance with the Crown Entities Act 2004, I am pleased to present to you the Annual Report of Te Taura Whiri i te Reo Māori (Māori Language Commission) for the year ended 30 June 2013.

The Government is committed to supporting the regeneration of te reo Māori, and Te Taura Whiri i te Reo Māori plays a critical role ensuring Māori language is sustained through use, innovation and development. Te Taura Whiri i te Reo Māori is delighted by the Government's decision, announced in the 2013 Budget, to increase investment in Māori language. The Budget announcements included:

- \$2.5 million baseline funding for Mā te Reo Fund (from \$2.0 million a year);
- \$1.5 million annual funding for He Kāinga Kōrerorero, a home-based Māori language mentoring programme; and
- \$8 million over four years for a new Māori Language Research and Development fund.

In addition to the Budget 2013, the Government is considering transferring the \$2.3 million Community Based Language Initiatives Fund, currently under the auspices of the Ministry of Education, to Te Taura Whiri i te Reo Māori.

Closer strategic relationships with iwi, communities and whānau are an important part of the work of Te Taura Whiri i te Reo Māori. The increased Government investment will help build those relationships so iwi can implement their aspirations for Māori language. We intend to review and streamline the allocation process in order to make funding more accessible and ensure investment in a greater number of community- and iwi-driven initiatives.

He Kāinga Kōrerorero has gone from strength to strength and has a direct impact on our Community Engagement Outputs. Te Ataarangi, the provider of this programme, has played a critical role in the adult education of Māori language over a long period of time. We expect that we will be able to increase the number of whānau receiving support in the years ahead.

There is very little research on Māori language use in the home and within communities. We anticipate the Māori Language Research and Development Fund will be used to invest in projects that are consistent with our strategy to increase language use in homes and communities. The findings of these research projects will help inform our future policies and initiatives.

Te Taura Whiri i te Reo Māori is proud of the contribution we have made to the development of the Māori Language Strategy, and we look forward to the publication of the strategy later this year. This Strategy will identify key priorities, and result in better coordination and collaboration of key government agencies.

I wish to thank all the staff of Te Taura Whiri i te Reo Māori, particularly Glenis Philip-Barbara, the Chief Executive, and her management team for their commitment to Māori language regeneration. While we celebrate our achievements over the past 25 years, I acknowledge that the task ahead of us is sizeable. I also wish to thank the Board members who have set an inspiring yet demanding strategic direction.



Erima Henare  
Chairman  
Wellington, October 2013

# Chief Executive's Report

*I am pleased to present the Annual Report of Te Taura Whiri i te Reo Māori for the year ended 30 June 2013.*

## Strategy

Reversing language shift, a key idea developed by sociolinguist Joshua Fishman, is a key part of the strategy Te Taura Whiri i te Reo Māori has adopted to determine the value of activities for the health and vitality of the Māori language. The idea that languages teetering on the brink of extinction could not only be brought back to life but made sustainable via a series of inter-related activities continues to be a beacon of hope for Māori language communities. The frameworks we have embraced are based on concepts presented by Fishman:

- **Acquisition of the Māori language:** the number of Māori language speakers; the range of proficiency (fluency) among speakers; how these people learn Māori
- **Use of the Māori language:** the frequency with which Māori speakers use their Māori language skills; the relationships, areas, activities where Māori speakers use the language; the types of things speakers talk about in Māori
- **Status of the Māori language:** the value both speakers (Māori) and supporters (wider New Zealand society) place on Māori language; the attitudes and beliefs speakers and supporters have towards the use of Māori language in different facets of their everyday lives
- **Critical awareness of issues pertaining to the Māori language:** the types of things speakers and supporters know about the health of Māori language; whether speakers and supporters know the choices that exist in terms of learning and speaking Māori? Do they have strategies to implement the choices they make?
- **Māori language corpus:** the extent and ability to which the Māori language (and particularly the creation of new words) describes and reflects modern life.

## Māori Language Act 1987

This was an auspicious start to the year for Te Taura Whiri i te Reo Māori as we celebrated 25 years since the passing of Māori Language Act 1987. The Māori Language Act 1987 set a benchmark for all of the protests and petitions that preceded the Act, as well as the Māori language initiatives that followed the passing of the Act. The Māori Language Commission, now known as Te Taura Whiri i te Reo Māori, was established as a direct result of this Act and it is why it was a significant milestone in our history. The Act offered two other important rights to New Zealanders: it declared the Māori language to be an official language of New Zealand. It also conferred the right to speak Māori to any member of the Court, any party, witness or counsel in Courts of Law, Commissions of Inquiry and Tribunals.

As we reflect on the initiatives that have been championed over the past 25 years, we are encouraged by the increase in whānau actively developing and implementing language plans, iwi developing iwi-based language strategies, and Māori language community groups encouraging whānau to use Māori language as an ordinary means of communication. While we are glad to make our contribution to the regeneration of Māori language as a living language, we know that there is still work to do for everyone.



## Strategic Relationships

As part of our strategy we are also working with iwi and language communities. As part of our approach we were honoured to host the Māori Language Awards alongside whānau of Tauranga Moana. Our aim is to build meaningful relationships with iwi and language communities to achieve intergenerational transmission of Māori language. While we also acknowledge that we are unable to effect the level of change required to revive the language alone, we remain committed to expending maximum effort on a number of fronts to bring about a positive change for the language, and therefore whānau, hapū and iwi.

With the support of the National Transcription Services we set up a programme for Māori language examinations, created to support their specific professional development needs. The relationship with the National Transcription Service is important as Te Taura Whiri i te Reo Māori strives to support the public sector by providing robust standards for the quality of Māori language.

## Fit for Purpose

One outcome of the 2013 budget is to review the organisation with a clear objective to ensure Te Taura Whiri i te Reo Māori is fit for purpose. The test for our organisation moving forward will be our ability to achieve high performance with minimal change in the operating expenditure. The review considers and extends to our systems, processes and the current structure we have used to deliver our programme of work and outputs.

On that note I acknowledge my senior team and all staff of Te Taura Whiri i te Reo Māori for another successful year.



*Glenis Philip-Barbara  
Chief Executive  
Wellington, October 2013*

# Introduction

*Te Taura Whiri i te Reo Māori is the Government's lead adviser on the Māori language, and is committed to providing high-quality leadership, expertise and advocacy for the Māori language.*

This Annual Report highlights progress Te Taura Whiri i te Reo Māori has made towards the achievement of the vision:

*Ka haruru a Aotearoa tangata i tōna reo taketake.*

*The human landscape of Aotearoa will resonate with its indigenous language.*

In 2012, the 25<sup>th</sup> year anniversary of Te Taura Whiri i te Reo Māori, it is heartening to see increased use of Māori language in mainstream media, indicating more positive public attitudes towards Māori language.

Government, iwi, Māori and the general public have a critical support role in assisting Te Taura Whiri i te Reo Māori realise its mission:

*Ka ora hei reo kōrero, hei reo tipu: To ensure Māori language is sustained through use, innovation and development.*

## Achievements

Te Taura Whiri i te Reo Māori has a statutory function to promote the Māori language and its use as a living language and as an ordinary means of communication. It also has a role to initiate, develop, coordinate, review, advise upon, and assist in the implementation of policies, procedures, measures, and practices designed to support the Māori language as an official language of New Zealand.

The following five priority areas are specified in the *Te Taura Whiri i te Reo Māori Strategic Directions 2008–2013* plan. They are consistent with the statutory obligation articulated in the Māori Language Act 1987.

### Advice

A priority output for Te Taura Whiri i te Reo Māori is providing high-quality advice concerning all aspects of Māori language to the Minister of Māori Affairs. Te Taura Whiri i te Reo Māori ensures that the Minister is kept well informed of all matters involving the Māori language and provides advice via regular monitoring reports and quarterly meetings.

This advice is generally in one of the following the areas:

- Māori language in education, how the language is acquired, teaching methodologies, and statistics relating to Māori language being taught in New Zealand schools
- Māori language planning and policies, for government, iwi and community-based stakeholders
- Legislation relating to Māori language
- Complaints about the use of Māori language
- Māori language promotion
- Historical references to Māori language
- Statistics about the general state of the Māori language.

Advice provided to the Minister of Māori Affairs included issues relating to making Māori language compulsory in schools, and consolidating Māori language development funds across government. Te Taura Whiri i te Reo Māori also provided advice to education stakeholders regarding Māori language proficiency standards for Māori medium teachers.

Te Taura Whiri i te Reo Māori worked with hapū, iwi, whānau and community groups to develop a Māori language revitalisation strategy for homes and communities. This work will form part of a new government strategy developed in conjunction with the Minister of Māori Affairs and Te Puni Kōkiri. A targeted consultation process with iwi and key stakeholders will be held in 2013/14.

## Promotion

Te Taura Whiri i te Reo Māori used a number of national events to promote Māori language. These included Matariki celebrations in June, Te Wiki o te Reo Māori, Te Matatini (national Māori performing arts contest) and Manu Kōrero (national Māori speech competition for secondary school students). A large number of Māori attend these events, and these provide an opportunity to engage with Māori language speakers of all levels.

To mark the 25th year anniversary of the Māori Language Act 1987, Māori Language Week 2012 was launched in the heart of Waikato–Tainui. Influential Māori language champions Hon. Koro Wetere and Professor Timoti Kāretu reflected on the previous Māori Language Week themes, which were more about protesting the lack of support for Māori language, rather than celebrating it. This year the theme was *Arohatia te reo Māori – Cherish the Māori language*.

*Arohatia te reo Māori celebrated the uniqueness of the Māori language and proved to be another successful theme for Māori Language Week. Over 194,000 resources were developed and distributed this year to community stakeholders. Sponsorship included several community-based language events such as the Smokefree Pacifica Beats competition and the launch of Māori music celebrations.*

Stakeholder relationships are highly valued by Te Taura Whiri i te Reo Māori. A new internal stakeholder relationships and communication plan has been implemented. In 2012 the promotional year culminated in co-hosting the organisation's Māori Language Awards with Tauranga iwi. The event was a huge success, attracting entries from all around the country. Māori Language Week award winners included Auckland Transport (the supreme award) and Tokoroa High School (the top award). The event also provided the Minister of Māori Affairs and Board of Commissioners with an opportunity to acknowledge long-time stalwarts of Māori language revitalisation Cathy Dewes, Ngā Tama Toa and Te Reo Māori Society.

## Community Engagement

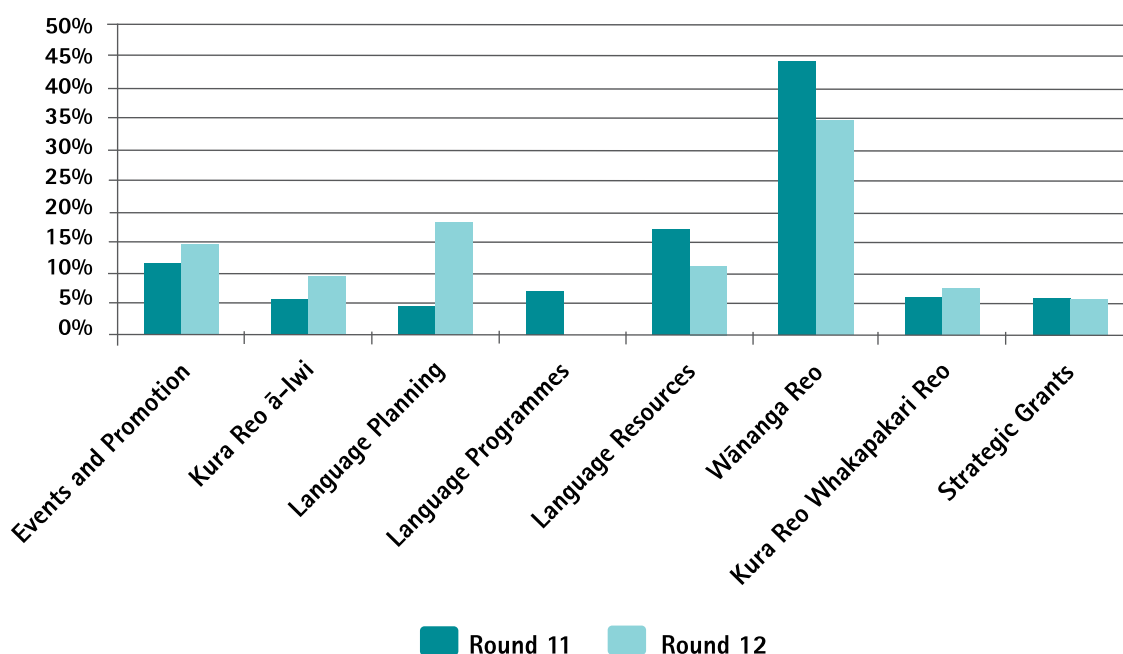
Strengthening language in the home and community relies heavily on the support of iwi, hapū, whānau and community groups to carry out Māori language initiatives. Mā te Reo and He Kāinga Kōrerorero programmes are worth \$1.8m and \$1.5m respectively.

### Mā te Reo

Managing the Mā te Reo Fund provides Te Taura Whiri i te Reo Māori with an opportunity to engage with stakeholders in the development of their individual language initiatives.



**Graph 1: Comparison of Mā te Reo category funding**



Graph 1 shows that language planning in round 12 was substantially increased on the previous round. It also indicates that Wānanga Reo is of high importance in the community.

In 2012/13 the Mā te Reo governance group prioritised reviewing the Kura Reo Whakapakari Reo programme (Kura Reo). Kura Reo is an example of a key Māori language revitalisation initiative developed and supported by Te Taura Whiri i te Reo Māori for over 20 years. Recommendations from the independent review were completed at the end of June 2013 and are currently being considered by Te Taura Whiri i te Reo Māori.

The following are typical examples from mentors of the positive impact this programme is having on whānau in the programme:

*'We would like to thank Mā te Reo for the opportunity they gave us. Completing our plan for ourselves has been a true joy.'*

*'Provided tamariki with the opportunity to practise and engage with te reo outside of tv, radio, classroom and ceremonial contexts.'*

*'The performers involved in this project were challenged to improve their reo skills and versatility through kupu hou, mita, kawa and varied sentence structures.'*

Snapshot of community engagement activities for the year included:

- Board member Evelyn Tobin attended the January 2013 Ngāi Tahu Kura Reo ā-lwi held at Arowhenua Marae, Temuka
- Board member Awanui Black attended the June 2013 Ceremonial Book Publication Launch – *He Tuhi Mārei-Kura – A Treasury of Sacred Writings* by Pei Te Hurunui Jones, held at Te Toka-ngā-nui-ā-noho Marae, Te Kuiti
- Utilising relationships with the Māori Media Network to promote the Mā te Reo funding round via iwi radio stations throughout the country

- Promotion of Mā te Reo funding to potential applicants at the following events:
  - » Mā te Reo funding information event at Rehua Marae, Christchurch in August 2012
  - » 2012 National Secondary Schools Kapa Haka Competition, Whangarei
  - » Te Tau Ihu o Te Waka a Māui, Nelson Polytechnic, August 2012
  - » Te Rūnanga o Ngāti Waewae, Te Rūnanga o Makaawhio held at WestREAP, Hokitika in August 2012
  - » Ngāi Tahu/Matā Waka held at Te Puni Kōkiri regional office in Dunedin, August 2012
  - » Mā te Reo provider events in Northland and Auckland.

## He Kāinga Kōrerorero – Whānau Language Development

He Kāinga Kōrerorero is a home-based te reo Māori initiative to encourage reo Māori in the home. Using te reo Māori at home is one of the major contributing factors to survival of the language.

Te Ātaarangi delivers He Kāinga Kōrerorero, which started as a pilot programme in 2004 and this year involved just over 150 whānau in 20 regions. Mentors visit and advise whānau on ways to facilitate intergenerational transmission of te reo Māori, design Māori language plans tailored to their needs and help whānau implement them, and provide language resources to use in the home. All families in a region meet together monthly.

The following are typical examples from mentors of the positive impact of this programme:

*'The whānau are speaking Māori all the time. The father is confident enough now to speak on the marae. The whānau are supportive of Māori initiatives and work closely with the community, whānau of the local school, hāpu and marae activities. The father has also found work at the local kōhanga.'*

*'The Māori language of the children has improved and the words just come automatically.'*

*'Despite the different activities outside of the home, this whānau is committed to doing it together, especially in regards to church and using Māori in the home.'*

*'Reading books in Māori as a whānau is an initiative this whānau really enjoys.'*

*'It is still difficult for him to speak Māori outside of the home but inside he is determined.'*

## Corpus / Lexical Developments

A living language is a developing language. To ensure the cultural integrity of te reo Māori, Te Taura Whiri i te Reo Māori oversees and advises on the coining of new words and phrases. Originally established to set standards for the Māori language, Te Taura Whiri i te Reo Māori worked to ensure Māori vocabulary grew to meet the needs of a diverse society. Nowadays those largely responsible for creating new words are translators for the education curriculum and those involved in general translation of English into Māori.

Te Taura Whiri i te Reo Māori has established protocols for researching and developing new terminology, and has developed a system of 'banking' new words for discussion by the wider Māori language sector. Te Taura Whiri i te Reo Māori has a Māori language corpus of around 12.5 million language forms (words, variations, etc). This corpus is the largest in the country and supports Te Taura Whiri i te Reo Māori in giving advice about linguistic developments from the late 1700s and about tribal variant forms. It is critical that Te Taura Whiri i te Reo Māori continues to collect all types of Māori language to maintain a robust database.

Having staff who are able to write for and contribute to the Māori language corpus is an important part of the work of Te Taura Whiri i te Reo Māori. This year six articles and letters were produced by the team and deposited in the corpus, including a translation of William Shakespeare's Sonnet 18.

Te Taura Whiri i te Reo Māori also helps organisations and iwi, hapū and whānau develop their own word compilations or Māori language dictionaries. This year the team worked with Deaf Aotearoa NZ and Victoria University's Deaf Studies research unit on the development of the NZ Sign Language Online Dictionary – te reo Māori content.

## Certification – Whakamātauria Tō Reo Māori

Te Taura Whiri i te Reo Māori is required under section (7)(c) of the Māori Language Act 1987 to issue certificates of competency in the Māori language. Te Taura Whiri i te Reo Māori sets and administers the following range of Māori language proficiency tests:

- Whakamātauria Tō Reo Māori
  - » Level Finder Examination – basic language attestation
  - » Public Sector Māori – language attestation exam for those people engaged in the public sector and required to use Māori language in their respective roles
- Toi Reo Māori – Māori Language Translators and Interpreters licence examination.

In the year ending June 2013, Te Taura Whiri i te Reo Māori:

- tested 42 candidates for basic Māori language proficiency using the organisation's Whakamātauria Tō Reo Māori – Level Finder Examination
- developed a training programme for candidates interested in sitting the Māori Language Translators and Interpreters licence (Toi Reo Māori)
- provided 2-day training for 12 candidates interested in sitting the Māori Language Translators and Interpreters Licence (Toi Reo Māori)
- developed a new Toi Reo Māori examination and tested nine registered participants
- licensed two new Māori language translators, and one new interpreter.

Te Taura Whiri i te Reo Māori also met with Ministry of Justice officials (Courts) to develop a specialised proficiency attestation tool for bilingual Māori-English court reporters. As a result of the work completed on behalf of the Ministry of Justice, 10 court reporters were tested by Te Taura Whiri i te Reo Māori using the new attestation tool. A key outcome within the current Māori Language Strategy is that public sector agencies take responsibility for the Māori language responsiveness of their organisation. Given the right to use te reo Māori in court proceedings is afforded as per the Māori Language Act 1987, Te Taura Whiri i te Reo Māori acknowledges the steps taken by the Ministry of Justice to ensure they have appropriate infrastructure to support both this right and the status of the Māori language.

# Commission Overview

## Te Taura Whiri i te Reo Māori Commissioners

Te Taura Whiri i te Reo Māori Board of Commissioners consists of five members appointed by the Minister of Māori Affairs including Te Toihau (the Chair and Māori Language Commissioner). Commissioners are appointed because of their Māori language sector experience, expertise, leadership, and experience in the revitalisation of the Māori language.

### Members as at 30 June 2013

- Mr Erima Henare – Te Toihau (Chair)
- Mr Awanuiārangi Black – Kaiwhiri (Commissioner)
- Mrs Evelyn M. Tobin – Kaiwhiri (Commissioner)
- Dr Katarina Edmonds – Kaiwhiri (Commissioner)
- Dr Poia Rewi – Kaiwhiri (Commissioner).

## Governance and Accountability

Te Taura Whiri i te Reo Māori is committed to its legal obligations as a 'good employer', as well as wanting to be an organisation of choice for future employment.

### Role of the Board

The Minister of Māori Affairs is the Minister responsible for Te Taura Whiri i te Reo Māori under the Māori Language Act 1987 and Crown Entities Act 2004. Te Taura Whiri i te Reo Māori is an autonomous Crown Entity, with a Board comprising five commissioners.

### Their governance responsibilities include:

- Confirming the strategic direction of Te Taura Whiri i te Reo Māori
- Communicating with the Minister and other key stakeholders to ensure their views are reflected in the planning programme of Te Taura Whiri i te Reo Māori
- Delegating responsibility for achievement of specific objectives to the Chief Executive
- Monitoring organisational performance towards achieving objectives
- Accounting to the Minister on plans and progress
- Maintaining effective internal controls.

### Operations

The Board appoints the Chief Executive/Tumuaki for a term of three years, to manage the operations of Te Taura Whiri i te Reo Māori.

The Chief Executive/Tumuaki appoints all other employees of Te Taura Whiri i te Reo Māori to undertake and progress the agreed objectives and outcomes of the Board.

Te Taura Whiri i te Reo Māori strives to develop, build and maintain internal capacity and capability by sharing and utilising the skills of existing teams in line with the strategic focus and priorities set out in *Te Mahere Rautaki a Te Taura Whiri i te Reo Māori 2008–2013*.

## Governance Philosophy

### Board of Commissioners

Commissioners are appointed by the Minister of Māori Affairs. Once appointed, all Commissioners are required to act in the best interest of Te Taura Whiri i te Reo Māori.

### Connecting with Stakeholders

The Board acknowledges its responsibility to maintain relationships with Māori language stakeholders. The Board is cognisant of its responsibility for leading Māori language regeneration in accordance with the Minister's expectations.

### Division of Responsibility between the Board and Management

A key to the efficient running of Te Taura Whiri i te Reo Māori is that there is a clear division between the roles of the Board and management. The Board concentrates on setting policy and strategy, and monitors progress towards meeting agreed objectives. Management is concerned with implementing policy to deliver on the strategy. The Board clearly demonstrates these roles by ensuring that the delegation of responsibility and authority to the Chief Executive/Tumuaki is concise and complete.

### Accountability

The Board holds regular meetings to review and monitor its strategic objectives, and to ensure that the affairs of Te Taura Whiri i te Reo Māori are being conducted in accordance with the Board's policies.

### Conflicts of Interest

The Board maintains an interest register and ensures Commissioners are aware of their obligations to declare any conflict of interest.

# Commissioners' Profiles



## Chairman, Erima Henare

*Te Aupōuri, Ngāti Kahu, Te Rarawa, Ngā Puhi, Ngāti Whātua, Tainui, Te Ātiawa, Rongowhākāta, Te Aitanga a Māhaki, Tūwharetoa*

Erima has had a long association with the public service, having served in senior roles in the Department of Māori Affairs and the Ministry of Foreign Affairs, as Deputy General Manager of the Iwi Transition Agency, and as Chief Executive Officer of the Māori Language Commission, and Vice Consul, Administration, Information and Public Relations of the Ministry of Foreign Affairs. He is currently Director of Māori Programmes at the Open Polytechnic of New Zealand. Erima established and managed the Ngāti Hine Health Trust. He currently sits on many local, regional and national boards, committees and organisations. As chair of the Board, he brings strong governance, iwi and leadership experience and expertise.



## Te Awanuiārangi Black (Awanui) MMM, BMS, Dip, Tchg

*Tauranga Moana, Ngāti Puukenga, Ngāi Te Rangi, Ngāti Ranginui, Ngāti Raukawa ki Ōtaki*

Married with five children, Awanui lectures and coordinates Māori medium initial teacher education at Te Wānanga-o-Raukawa in Ōtaki. He was one of the writers of *He Pātaka Kupu*, the first comprehensive monolingual Māori language dictionary, and he has written language revitalisation plans for his iwi. He is a keen composer of traditional forms of literature.

Awanui is also a negotiator for Ngāti Pūkenga Treaty of Waitangi claims, and lives on the shores of the Rangataua in Tauranga Moana. Involved in Māori culture for most of his life, he is acknowledged as a tribal historian, tohunga, composer, educationalist and traditional martial artist. Awanui considers his greatest contributions to be his involvement in the social and political life of his people, helping his people realise their potential.



## Dr Katarina Edmonds

*Te Whānau a Apanui*

Māori language proficiency assessment has been a major research interest for Katarina since she first began teaching in a Māori immersion school in 1989. In 1990 she became involved in teacher education, in the medium of Māori, at the School of Education at the University of Waikato. She established, managed and provided professional development – Whakapiki i te Reo – for teachers in Māori medium education at the Language Institute and the School of Māori and Pacific Development (SMPD) of the University of Waikato.

In 1998 she was a policy analyst and curriculum facilitator in the New Zealand Ministry of Education National Office. Katarina completed her doctorate in *Hawaiian and Indigenous Language and Culture Revitalisation* at the University of Hawai'i at Hilo in 2008. She currently holds a post-doctoral fellowship at Te Whare Wānanga o Awanuiārangi.





### **Evelyn Tobin MNZM, JP**

*Ko Puketohunua te maunga, Ko Te Kāretu te awa,  
Ko Taumārere te puna o ngā tūpuna, Ko Ngāti Manu te hapū,  
Ko Ngā Puhi te iwi, Ko Pōmare te tangata rangatira, Ko Matātua,  
ko Māmari, Ko Ngātokimatawhaorua ngā waka*

Evelyn has worked for over 30 years as a teacher, adviser and developer of curriculum, assessment standards, and handbooks for teachers. Since 1993 she has served as a member of the national standards taskforce, National Moderator, national and Cook Islands standards trainer, and continues to hold key development roles for the New Zealand Qualifications Authority.

Evelyn is a current community member of the Mā te Reo board, and is a graduate and avid student of Te Panekiretanga o Te Reo Māori. She is Chairman of Te Kōmiti Māori, an advisory body set up to deliver independent advice and experience to the Chief Executive/National Librarian of the National Library on matters pertaining to Māori.



### **Dr Poia Rewi**

*Tuhoe, Ngāti Manawa, Te Arawa, Ngāti Whare, Ngāti Tuwharetoa*

Associate Professor Poia Rewi holds a PhD from the University of Otago and teaches there in Te Tumu: The School of Māori, Pacific, and Indigenous Studies, having previously taught at Waikato University. A certified translator and interpreter of Māori into English, he is also a qualified teacher of English as a second language. He has been a judge at many regional Māori-language speaking competitions, as well as being a judge at national, regional and tribal Māori performing arts competitions (adult/ senior and high school levels).

# Organisational Health and Capability

For the financial year of 2012/2013, Te Taura Whiri i te Reo Māori actively encouraged and increased the capability of its workforce to respond to the dynamic needs of the Māori language sector whilst operating in a fiscally challenged environment. The organisation's workforce consistently delivers results beyond what is operationally expected, which reflects the calibre of the staff and their commitment to promoting te reo Māori.

There was a total of 16 staff employed by Te Taura Whiri i te Reo Māori as at 30 June 2013. The gender mix and distribution of staff within the organisation is 4 male and 12 female, with 50% of management positions held by women. Staff aged from 20–35 years old make up 6% of the organisation, 50% between the ages of 36 and 45 years, with the remaining 44% aged 46 years old and over.

## People and Partnerships

The staff of Te Taura Whiri i te Reo Māori are central to the achievement of its mission and vision. Accordingly, Te Taura Whiri i te Reo Māori employs an extensive range of programmes to ensure organisational capability is continuously enhanced and that the workforce of employees are offered challenging and satisfying work.

## Report Relating to Workforce Activity for 2011/2012

The activities performed by Te Taura Whiri i te Reo Māori in relation to the workforce for the financial year of 2012/2013 have been organised and reported for against the following three categories:

1. Sustainable & Integrated Workforce
2. Engaged & Committed Workforce
3. Accountable, Capable & Skilled Workforce

The three categories reflect the seven elements of 'The Good Employer' set out in section 118 of the Crown Entities Act 2004, namely:

1. Leadership, accountability and culture
2. Recruitment/selection and induction
3. Employee development, promotion and exit
4. Flexibility and work design
5. Remuneration, recognition and conditions
6. Harassment and bullying prevention
7. A safe and healthy workforce

## CATEGORY 1: Sustainable & Integrated Workforce

Good Employer		
Expected Outcome	Actual Activity for 2012/13	Measure
Sustainable and Integrated Workforce	<ul style="list-style-type: none"> <li>18 staff were employed in 2012/13 (2011/12: 21)</li> <li>There were 16 full-time staff at the end of the year (2011/12: 17)</li> <li>94% staff with te reo Māori qualifications levels 2 and higher on the National Qualifications Framework or LFE/PSM (2011/12: 93%)</li> </ul>	Attraction and retention initiatives focused on staff with high-level Māori language proficiency and specialist technical and support roles
	<ul style="list-style-type: none"> <li>202 total staff sick days taken (2011/12: 161)</li> <li>1 staff member was on long-term leave due to illness (2011/12: 1)</li> <li>14 staff have first aid certification (2011/12: 15)</li> <li>3 staff are tasked with the responsibility of floor warden (2011/12: 3)</li> <li>2 staff are on the health &amp; safety committee (2011/12: 2)</li> </ul>	A safe work environment that will reduce the impact of injury and illness on individuals and on the overall capability and capacity of Te Taura i te Reo Māori

## CATEGORY 2: Engaged & Committed Workforce

Good Employer		
Expected Outcome	Actual Activity for 2012/13	Measure
Engaged and Committed Workforce	<ul style="list-style-type: none"> <li>There were 2 planning workshops over 2 days each held with all staff (2011/12: 2)</li> </ul>	Programmes to engage our people in business planning activities
	<ul style="list-style-type: none"> <li>8 staff members are part of the PSA (2011/12: 11)</li> </ul>	Maintenance of regular forums to work in partnership with workforce representative groups

## CATEGORY 3: Accountable, Capable & Skilled Workforce

Good Employer		
Expected Outcome	Actual Activity for 2012/13	Measure
Accountable, Capable and Skilled Workforce	<ul style="list-style-type: none"> <li>All staff are permanent staff (2011/12: All)</li> <li>New staff are recruited using Equal Opportunity strategies and the best candidate is selected for the position (2011/12: All)</li> <li>1 staff member resigned and 1 person started (2011/12: 3 &amp; 1)</li> <li>No one was made redundant (2011/12: 1)</li> <li>No fixed-term positions ended (2011/12: 1)</li> </ul>	Streamlined, simplified recruitment processes to facilitate the selection and induction of capable, skilled staff

# Specifying the Performance for Output Classes

For the Year 30 June 2013

## OUTPUT CLASS – PROMOTION OF THE MĀORI LANGUAGE

This output class includes:

- Initiating, developing, coordinating, reviewing, advising upon, and assisting in the implementation of policies, procedures, measures, and practices designed to give effect to the declaration in section 3 of the Māori Language Act 1987 of the Māori language as an official language of New Zealand;
- Promoting Māori language and, in particular, its use as a living language and as an ordinary means of communication;
- Granting certificates of competency in the Māori language, and developing and implementing policies and practices to give effect to the declaration in the Māori Language Act 1987 that the Māori language is an official language of New Zealand;
- Carrying out other activities necessary to pursue the outcomes in the 2012/13 Statement of Intent of Te Taura Whiri i te Reo Māori; and
- Ensuring activities undertaken are delivered cost effectively.

# OUTCOMES FRAMEWORK

**OUTCOME**  
Te reo Māori is a living language and an ordinary means of communication.

## INTERMEDIATE OUTCOMES

**CORPUS**  
A growing, modernising reo Māori.

**ACQUISITION**  
Te reo Māori learning opportunities are widely available.

**STATUS**  
Te reo Māori is valued as a taonga of the Māori people and as an official language of Aotearoa.

**CRITICAL AWARENESS**  
Te reo Māori issues are widely understood.

**USE**  
Te reo Māori is an everyday language of interaction in homes and communities.

## OUTPUT CLASS – Promotion of Te Reo Māori Outputs

Advice

Promotion

Community Engagement

Corpus/  
Lexical Developments

Certification

## ORGANISATION MANAGEMENT AND CAPABILITY

## Measuring Performance

Te Taura Whiri i te Reo Māori has five key intermediate sub-outcomes that seek to achieve and contribute to the overarching outcomes and aspirations of Māori for the Māori language.

Te Taura Whiri i te Reo Māori has commenced a number of processes to measure its contribution to the achievement of those intermediate sub-outcomes by reporting against the following indicators:

### Intermediate Outcomes

#### Intermediate Outcome 1

*Te reo Māori learning opportunities are widely available*

##### Measure 1.1

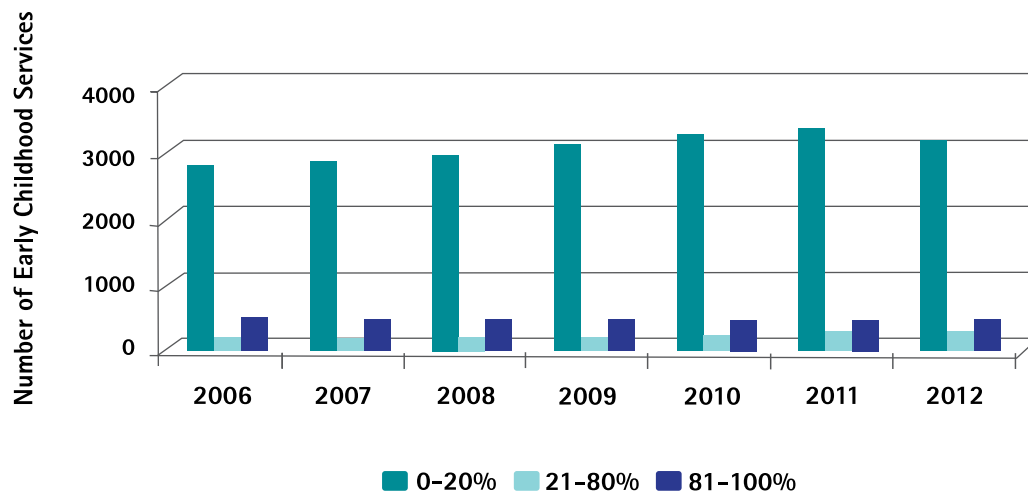
*Number of Māori language speakers engaged in Māori language courses (this to be split per elementary, intermediate and advanced proficiency).*

##### Intermediate Outcome Achievement

###### Education Sector

The Government's largest investment in Māori language is in the education sector (\$502 million).<sup>1</sup> The following graphs show the trend in participation rates in Māori language courses in Early Childhood education, Māori medium education, Māori in the English Medium (mainstream) and Tertiary sector.

Figure 1: % of time that Māori used in early Childhood Services 2006-2012

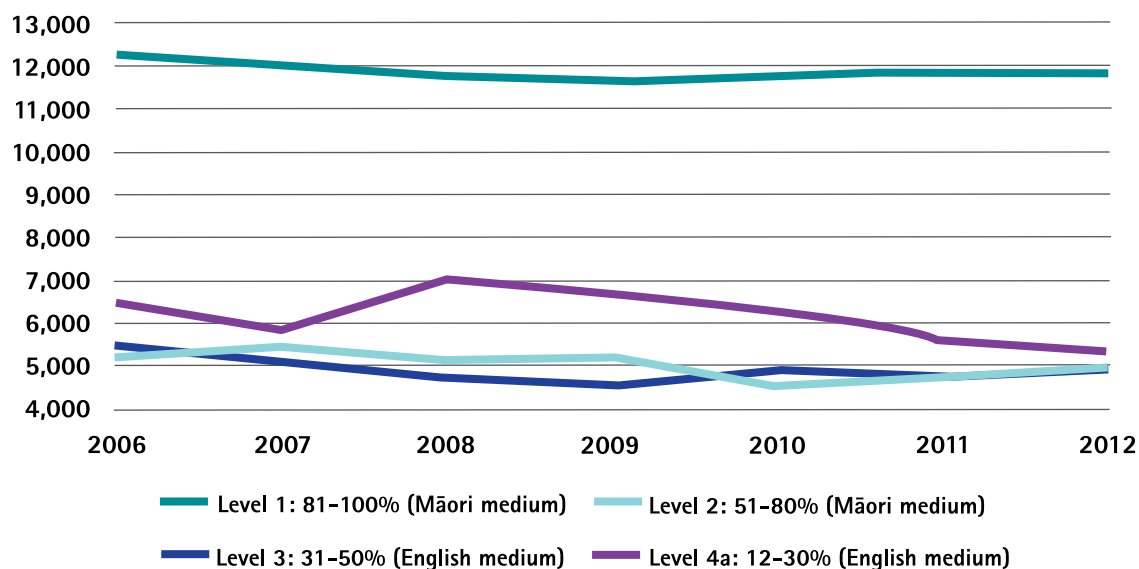


In the Early Childhood sector there has been a steady increase in the number of services using Māori language between 1-20%, and an 83% increase in the services using 21-80% from 161 to 294 between 2006 and 2012. However, there was a steady decline in the services using 81-100% Māori language for the same period, which are predominantly the number of Kōhanga Reo.

<sup>1</sup>Te Reo Mauriora Report (2011)



Figure 2: Number of students of Māori language immersion 2006–2012



The data shows a slight decline in the number of students participating in bilingual and immersion education. The number of students taking Māori language as a subject in English medium education is between 4,500 and 7,000 for level 3 and 4a classes. Other courses are offered that are 3 hours per course or less than 3 hours and attract a combined total of between 120,000 and 131,000 students, with an increase in the number of non-Māori students over the same period.

Figure 3: Up to graduate level Māori language course enrolments 2006–2012

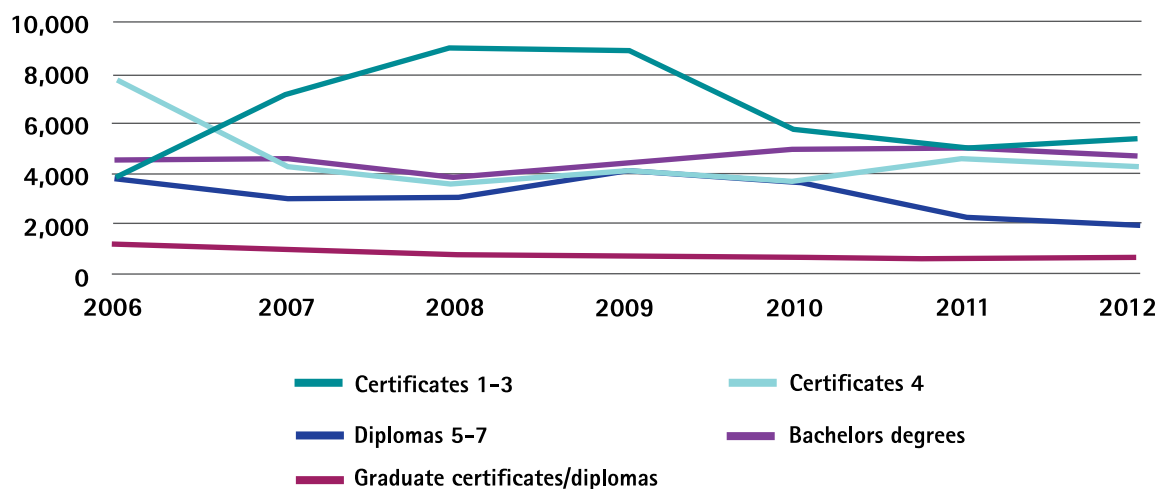
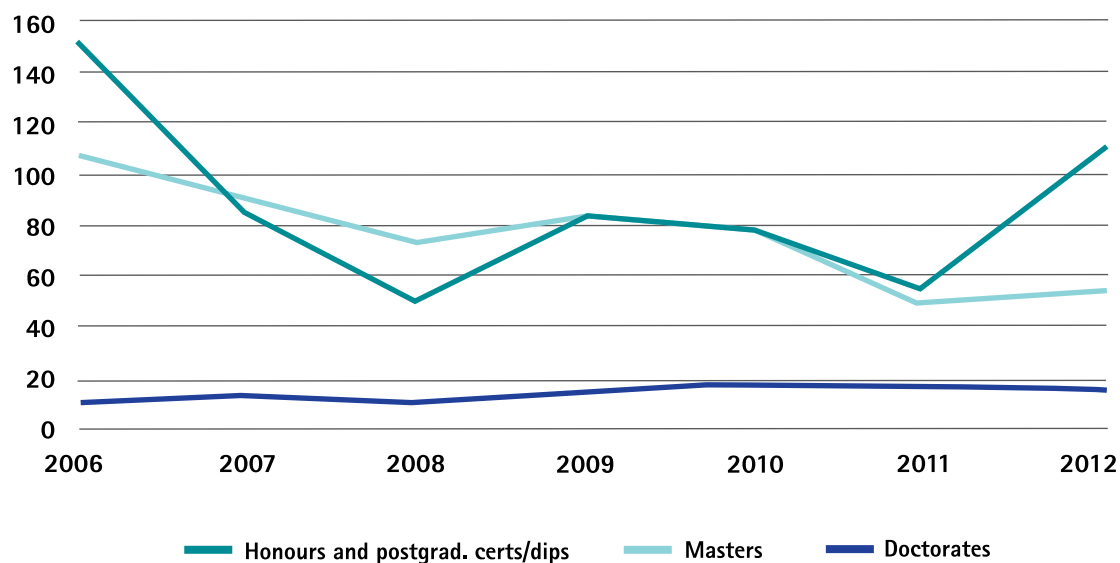
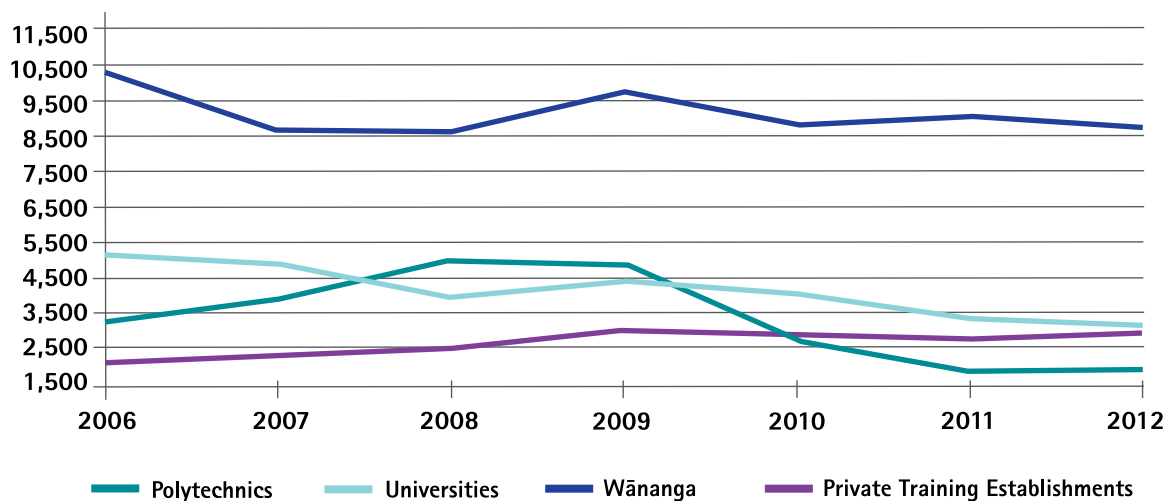


Figure 4: Postgraduate-level Māori language course enrolments 2006–2012



Apart from Certificates 1–3 and a Doctorate qualification in Māori language courses offered in the tertiary sector, all other qualifications had declining rolls of between 9 and 61%. In particular, student rolls at Universities and Polytechnics almost halved between 2006 and 2012, while students at Wānanga reduced by up to 34% for the same period.

Figure 5: Formal students enrolled in Māori language courses 2006–2012



There were declining numbers in student enrolments across all tertiary providers from 2006 to 2012. This was mainly as a result of the capped funding for EFTS that was introduced into the sector. The Wānanga have become the lead provider of Māori language courses targeting Māori adults with minimal formal qualifications.

#### *Te Taura Whiri i te Reo Māori Contribution*

Te Taura Whiri i te Reo Māori has funded Mā te Reo projects for Kura Reo, Kura ā-iwi, Wānanga Reo and Māori Language Classes and Programmes since the year 2001 that are mainly aimed at intermediate and advanced speakers of te reo Māori. In 2012/13 there were 1,861 participants in these language learning environments.

#### *Other Contributors*

Māori language learning programmes are also screened daily on Māori Television (targeting at an average of 155 hours per month), aimed at all levels of learners of te reo Māori. These programmes are also available on Maori Television's website for 24/7 on-line access. In addition, on-line learning resources and applications based on the television series are available to support students' learning.

During Māori Language Week 2012, a Māori language e-learning app named 'Hika lite' was launched by Vodafone and given away for free to over 168,000 users.

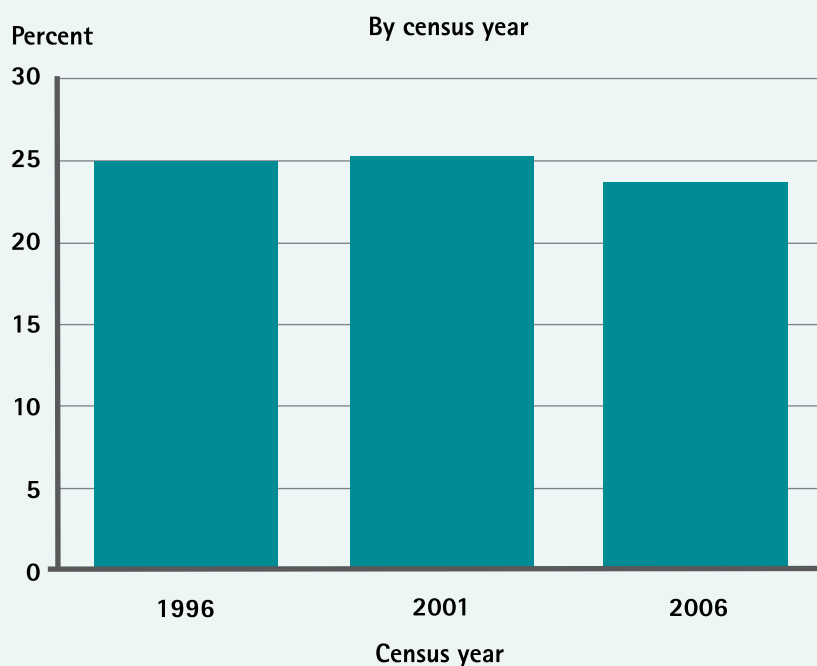
In addition to the above, there are other Māori language learning opportunities led by iwi/hapū and community groups.

### **Measure 1.2**

#### *Number of Māori language speakers*

#### **Intermediate Outcome Achievement**

#### **Proportion of Māori able to converse in te reo Māori**



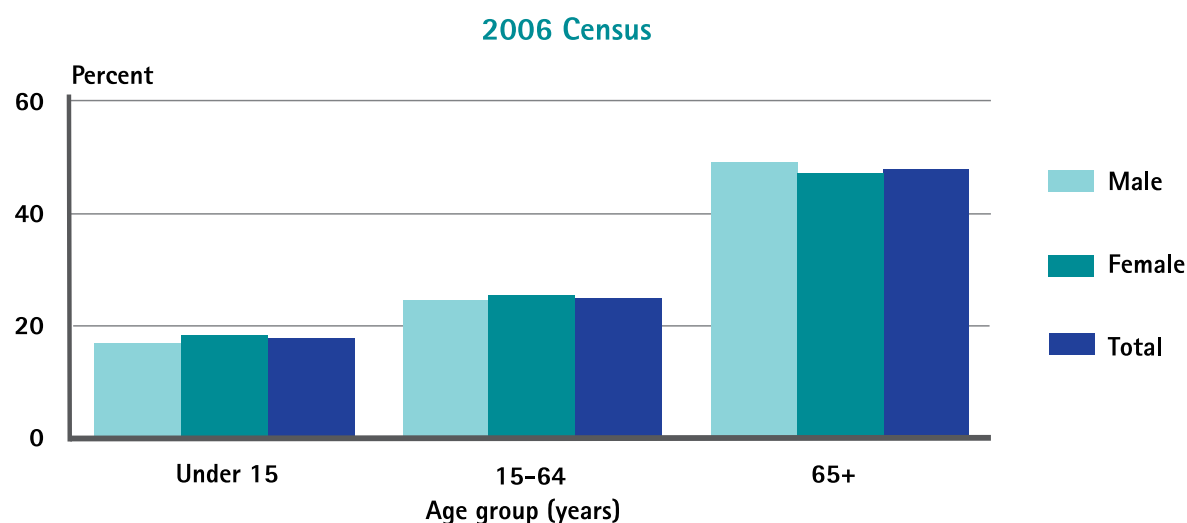
Source: Statistics New Zealand

According to the 2006 Census, 4% of New Zealanders (157,110) could hold a conversation about everyday things in te reo Māori, with Māori making up the largest proportion of those speakers. The proportion of the Māori population able to converse in Māori decreased from 24.7% (130,482) to 23.7% (131,613) between 1996 and 2006.

According to the Australian 2011 Census, just over 128,000 Māori live in Australia, with 8,001 speakers of te reo. This is an increase from 5,213 recorded in the 2006 Census.

The Māori language results from the 2013 Census are expected to be available in 2014.

### Māori Speakers of te reo Māori as a Proportion of the Total Māori Population



Just under half of Māori aged 65 years and older could hold a conversation in te reo Māori. More than one in six Māori (35,148) aged under 15 years could hold a conversation in te reo Māori. The challenge is that the fluent speakers in the 65+ age group continue to shrink at a quicker rate than the growth of future speakers of te reo Māori in the under 15 or 15-64 age group.

The results of the 2013 Census will be available for the next annual report.

## Intermediate Outcome 2

*Te reo Māori is an everyday language of interaction in homes and communities*

### Measure

*Percentage of households where Māori children reside that have a Māori language adult speaker*

### Intermediate Outcome Achievement

In Census 2006, 34% (75,408) of Māori households (223,914) had a resident Māori language speaker. In the 2006 Health of the Māori Language Survey, 34% of Māori adults used the Māori language as a significant language of communication with their pre-school children; 26% with their primary-aged children; and 21% with their secondary school-aged children. A similar Māori social survey called 'Te Kupenga' was undertaken in 2013 by Statistics NZ and the results are expected to be released in 2014.

## Intermediate Outcome 3

*Te reo Māori issues are widely understood*

### Measure

*Number of media commentary about te reo Māori that demonstrate an awareness of the state of te reo Māori*

### Intermediate Outcome Achievement

In the findings of the Te Reo Mauriora report, Māori language was rated between 'definitely endangered' and 'severely endangered' using a UNESCO 2009 framework for evaluating the vitality of a language. Despite some gains in the Māori language and positive signs due to a range of Māori language initiatives, there is common agreement that the language is still in a fragile state.

Further work will be undertaken in 2013/14 against this measure.

## Intermediate Outcome 4

*Te reo Māori is valued as a taonga of the Māori people and as an official language of Aotearoa*

### Measure

*Number of media commentary that is positive towards Māori language*

### Intermediate Outcome Achievement

There were 722 media items (384 in 2011) during Māori Language Week 2012, covering an audience of 9.254 million (9.521m in 2011). The promotional value is in excess of \$1.0 million. The increase in media interest is representative of the country accepting and embracing the week as a national celebration of te reo Māori.

## Intermediate Outcome 5

*A growing, modernising reo Māori*

### Measure

*Number of new dictionaries, word lists and glossaries developed*

### Intermediate Outcome Achievement

Te Taura Whiri i te Reo Māori is aware of:

- Sixteen Māori language dictionaries, and most of them are also available on-line. A new look for the *Te Aka Māori-English, English-Māori Dictionary* by John C Moorfield was launched in June 2013. The number of visits to the on-line dictionary continues to steadily increase and is expected to soon exceed 2 million visits per year; it is also available as an app.
- *He Papakupu Reo Ture: A dictionary of Māori legal terms* was published in April 2013 and developed by Mamari Stephens and Mary Boyce from Victoria University.
- Three glossaries which are education publications – *Te Reo Pāngarau (2004)*, *Te Reo Pūtaiao (2009)* and *He Kupu Arotake*.

#### *Te Taura Whiri i te Reo Māori Contribution*

Te Taura Whiri i te Reo Māori developed *He Pātaka Kupu – Te kai a te rangatira*, the first monolingual Māori language dictionary for adults that was published in 2008.

Two word lists were developed by Te Taura Whiri i te Reo Māori – *Matatiki (1992)* and *Māori for the Office (1990)*. In this year Te Taura Whiri i te Reo Māori developed over 100 words relating to supporting technological literacy in education, including terms for food technology, metal technology, woodwork and textiles. These terms are available on the internet.<sup>2</sup>

<sup>2</sup><http://technology.tki.org.nz/Resources/Teaching-snapshots/Middle-Years-7-10/Maori-Technology-glossary>



# Independent Auditor's Report

## To the readers of the financial statements and non financial performance information of Te Taura Whiri i te Reo Māori for the year ended 30 June 2013

The Auditor General is the auditor of Te Taura Whiri i te Reo Māori (the Māori Language Commission). The Auditor General has appointed me, Phil Kennerley, using the staff and resources of Audit New Zealand, to carry out the audit of the financial statements and non financial performance information of the Māori Language Commission on her behalf.

We have audited:

- the financial statements of the Māori Language Commission on pages 40 to 67, that comprise the statement of financial position as at 30 June 2013, the statement of comprehensive income, statement of changes in equity and statement of cash flows for the year ended on that date and notes to the financial statements that include accounting policies and other explanatory information; and
- the non financial performance information of the Māori Language Commission that comprises the statement of service performance on pages 30 to 39 and the report about intermediate outcomes on pages 20 to 26.

### Opinion

In our opinion:

- the financial statements of the Māori Language Commission on pages 40 to 67:
  - » comply with generally accepted accounting practice in New Zealand; and
  - » fairly reflect the Māori Language Commission's:
    - financial position as at 30 June 2013; and
    - financial performance and cash flows for the year ended on that date.
- the non financial performance information of the Māori Language Commission on pages 30 to 39 and 20 to 26:
  - » complies with generally accepted accounting practice in New Zealand; and
  - » fairly reflects the Māori Language Commission's service performance and outcomes for the year ended 30 June 2013, including for each class of outputs:
    - its service performance compared with forecasts in the statement of forecast service performance at the start of the financial year; and
    - its actual revenue and output expenses compared with the forecasts in the statement of forecast service performance at the start of the financial year.

Our audit was completed on 31 October 2013. This is the date at which our opinion is expressed.

The basis of our opinion is explained below. In addition, we outline the responsibilities of the Board of the Māori Language Commission and our responsibilities, and we explain our independence.

### Basis of Opinion

We carried out our audit in accordance with the Auditor General's Auditing Standards, which incorporate the International Standards on Auditing (New Zealand). Those standards require that we comply with ethical requirements and plan and carry out our audit to obtain reasonable assurance about whether the financial statements and non financial performance information are free from material misstatement.

Material misstatements are differences or omissions of amounts and disclosures that, in our judgement, are likely to influence readers' overall understanding of the financial statements and non financial performance information. If we had found material misstatements that were not corrected, we would have referred to them in our opinion.

An audit involves carrying out procedures to obtain audit evidence about the amounts and disclosures in the financial statements and non financial performance information. The procedures selected depend on our judgement, including our assessment of risks of material misstatement of the financial statements and non financial performance information, whether due to fraud or error. In making those risk assessments, we consider internal control relevant to the preparation of the Māori Language Commission's financial statements and non financial performance information that fairly reflect the matters to which they relate. We consider internal control in order to design audit procedures that are appropriate in the circumstances but not for the purpose of expressing an opinion on the effectiveness of the Māori Language Commission's internal control.

An audit also involves evaluating:

- the appropriateness of accounting policies used and whether they have been consistently applied;
- the reasonableness of the significant accounting estimates and judgements made by the Board;
- the appropriateness of the reported non financial performance information within the Māori Language Commission's framework for reporting performance;
- the adequacy of all disclosures in the financial statements and non financial performance information; and
- the overall presentation of the financial statements and non financial performance information.

We did not examine every transaction, nor do we guarantee complete accuracy of the financial statements and non financial performance information. Also we did not evaluate the security and controls over the electronic publication of the financial statements and non financial performance information.

We have obtained all the information and explanations we have required and we believe we have obtained sufficient and appropriate audit evidence to provide a basis for our audit opinion.

### **Responsibilities of the Board**

The Board of the Māori Language Commission is responsible for preparing financial statements and non financial performance information that:

- comply with generally accepted accounting practice in New Zealand;
- fairly reflect the Māori Language Commission's financial position, financial performance and cash flows; and
- fairly reflect its service performance and outcomes.

The Board is also responsible for such internal control as is determined necessary to enable the preparation of financial statements and non financial performance information that are free from material misstatement, whether due to fraud or error. The Board is also responsible for the publication of the financial statements and non financial performance information, whether in printed or electronic form.

The Board's responsibilities arise from the Crown Entities Act 2004.

### **Responsibilities of the Auditor**

We are responsible for expressing an independent opinion on the financial statements and non financial performance information and reporting that opinion to you based on our audit. Our responsibility arises from section 15 of the Public Audit Act 2001 and the Crown Entities Act 2004.

### **Independence**

When carrying out the audit, we followed the independence requirements of the Auditor General, which incorporate the independence requirements of the External Reporting Board.

Other than the audit, we have no relationship with, or interests in, the Māori Language Commission.



*Phil Kennerley*  
Audit New Zealand  
On behalf of the Auditor General  
Wellington, New Zealand

## **Matters relating to the electronic presentation of the audited financial statements and statement of service performance**

This audit report relates to the financial statements and statement of service performance of Māori Language Commission for the year ended 30 June 2013 included on Māori Language Commission's website. The Māori Language Commission's Board is responsible for the maintenance and integrity of Māori Language Commission's website. We have not been engaged to report on the integrity of Māori Language Commission's website.

We accept no responsibility for any changes that may have occurred to the financial statements and statement of service performance since they were initially presented on the website.

The audit report refers only to the financial statements and statement of service performance named above. It does not provide an opinion on any other information which may have been hyperlinked to or from the financial statements and statement of service performance. If readers of this report are concerned with the inherent risks arising from electronic data communication they should refer to the published hard copy of the audited financial statements and statement of service performance as well as the related audit report dated 31 October 2013 to confirm the information included in the audited financial statements and statement of service performance presented on this website.

Legislation in New Zealand governing the preparation and dissemination of financial information may differ from legislation in other jurisdictions.

## **Statement of Responsibility**

The Board is responsible for the preparation of the financial statements and statement of service performance of Te Taura Whiri i te Reo Māori, and the judgements made in them.

The Board of Te Taura Whiri i te Reo Māori has the responsibility for establishing and maintaining a system of internal control designed to provide reasonable assurance as to the integrity and reliability of the financial reporting.

In the Board's opinion, these financial statements and statement of service performance fairly reflect the financial position and operations of Te Taura Whiri i te Reo Māori for the year ended 30 June 2013.

Signed on behalf of the Board:



**Erima Henare**  
*Commissioner (Chair/Toihau)*  
31 October 2013



**Te Awanuiārangi Black**  
*Commissioner*  
31 October 2013

# Statement of Service Performance

## OUTPUT CLASS: Promotion of the Māori Language

This output class includes:

- Initiating, developing, coordinating, reviewing, advising upon, and assisting in the implementation of policies, procedures, measures, and practices designed to give effect to the declaration in section 3 of the Māori Language Act 1987 of the Māori language as an official language of New Zealand;
- Promoting Māori language and, in particular, its use as a living language and as an ordinary means of communication;
- Granting certificates of competency in the Māori language, and developing and implementing policies and practices to give effect to the declaration in the Māori Language Act 1987 that the Māori language is an official language of New Zealand;
- Carrying out other activities necessary to pursue the outcomes in the 2012/13 Statement of Intent of Te Taura Whiri i te Reo Māori; and
- Ensuring activities undertaken are delivered cost effectively.

### OUTPUTS PROVIDED – TOTAL INCOME AND EXPENDITURE

	2012/13 Budget total income	2012/13 Actual total income	2012/13 Budget total expenditure	2012/13 Actual total expenditure
Output 1: Advice	900,000	907,125	770,000	785,648
Output 2: Promotion	1,011,000	1,078,878	1,158,000	1,253,983
Output 3: Community Engagement	2,371,000	2,375,978	2,245,000	2,123,342
Output 4: Corpus / Lexical Development	278,000	369,466	408,000	380,313
Output 5: Certification	307,000	308,913	286,000	278,150
<b>Total income / expenditure assigned to outputs</b>	<b>4,867,000</b>	<b>5,040,360</b>	<b>4,867,000</b>	<b>4,821,436</b>

## OUTPUT 1: Advice

### Description:

Provide appropriate and robust advice about issues affecting Māori language use. Advice reflects the role of Te Taura Whiri i te Reo Māori in relation to Māori language issues (particularly those that affect public sector contribution), and includes considering innovative ways in which public policy can enhance outcomes for the Māori language.

The cost for this output is \$785,648 (GST exclusive).

OUTPUT AREA	ACTIVITY	MEASURE	PREVIOUS RESULTS			SOI		INTERMEDIATE OUTCOMES
			10/11 Actual	11/12 Actual	12/13 Actual	Target	12/13	
ADVICE								
1. Māori Language – Policy	Provide advice to the Minister of Māori Affairs	Number of briefings to the Minister of Māori Affairs	8	15	7	7		Government sector investment in Māori language initiatives is coordinated and collaborative
		Percentage of briefings prepared in accordance with Te Taura Whiri i te Reo Māori briefing requirements	100%	100%	100%	100%		
	Work with the Minister of Māori Affairs to develop and implement a new Māori Language Strategy that is supported by the wider Māori language sector	Number of meetings with key stakeholders regarding the development and implementation of the Māori Language Strategy	N/A	12	>5	5		People are motivated to learn, use and value Māori language
		The new Māori Language Strategy reflects the advice and aspirations of Māori and key stakeholders	N/A	No	100%	100%		Māori language initiatives are coordinated and whānau, hapū, iwi and reo Māori speaker communities are aware of effective language regeneration strategies
	Provide policy advice about issues affecting the Māori language	Number of reports about the Māori language published	N/A	1	1	1		Government sector investment in Māori language initiatives is coordinated and collaborative
		Evidence that policy advice is used to inform at least one other initiative of policy development in the wider public sector		No	1	1		Māori language initiatives are coordinated and whānau, hapū, iwi and reo Māori speaker communities are aware of effective language regeneration strategies

OUTPUT AREA	ACTIVITY	MEASURE	PREVIOUS RESULTS			SOI Target 12/13	INTERMEDIATE OUTCOMES
			10/11 Actual	11/12 Actual	12/13 Actual		
ADVICE							
	Respond to external queries regarding Māori language policy, theory, research and planning	Percentage of queries are responded to in accordance with Te Taura Whiri i te Reo Māori quality standards	100%	100%	100%	100%	People are motivated to learn, use and value Māori language
<b>2. Māori Language – Technical</b>	Respond to external queries about the Māori language standards and use	Percentage of queries are responded to in accordance with Te Taura Whiri i te Reo Māori quality standards	100%	100%	100%	100%	People are motivated to learn, use and value Māori language The Māori language workforce in all sectors is proficient



## OUTPUT 2: Promotion

### Description:

Ensure national activities support the promotion and use of Māori language by iwi, hapū and whānau in homes and communities.

The cost for this output is \$1,253,983 (GST exclusive).

OUTPUT AREA	ACTIVITY	MEASURE	PREVIOUS RESULTS			SOI Target 12/13	INTERMEDIATE OUTCOMES
PROMOTIONS			10/11 Actual	11/12 Actual	12/13 Actual		
1. Māori Language Resources Development	Develop information resources and merchandise that promote and support learning and use of the Māori language in homes and the wider community	Number of resources developed	25	13	19	15	People are motivated to learn, use and value Māori language
		Number of resources distributed	70,000	512,875	194,352	70,000	Māori language initiatives are coordinated and whānau, hapū, iwi and reo Māori speaker communities are aware of effective language regeneration strategies
		% of requests for resources received from Māori community groups	60%	70%	60%	60%	Government sector investment in Māori language initiatives is coordinated and collaborative
		Percentage of resources developed in accordance with Te Taura Whiri i te Reo Māori Orthographic Conventions	100%	100%	100%	100%	
2. Public Relations and Media	Ongoing promotion and monitoring of Māori language priorities through the media	Number of reports on emerging Māori language trends in the media	N/A	1	4	4	People are motivated to learn, use and value Māori language
		Report to the Minister assessing how language issues and trends are being reported on in the media		4	2	2	

OUTPUT AREA	ACTIVITY	MEASURE	PREVIOUS RESULTS			SOI Target 12/13	INTERMEDIATE OUTCOMES
			10/11 Actual	11/12 Actual	12/13 Actual		
3. Stakeholder Relations	PROMOTIONS						
	Implement a Stakeholder Relations Strategy and Plan	Percentage of stakeholder relations strategy is implemented Stakeholder relations strategy is fully operational	N/A N/A	30% N/A	100% 100%	50% 50%	Māori language initiatives are coordinated and whānau, hapū, iwi and reo Māori speaker communities are aware of effective language regeneration strategies Government sector investment in Māori language initiatives is coordinated and collaborative
	Host and coordinate key Te Taura Whiri i te Reo Māori national events and initiatives	Number of Māori language events hosted by Te Taura Whiri i te Reo Māori % of reo Māori used during events Number of external stakeholders contributing to the events	2 80–100% 10	7 95% 11	2 80–100% 11	2 80–100% 10	People are motivated to learn, use and value Māori language Māori language initiatives are coordinated and whānau, hapū, iwi and reo Māori speaker communities are aware of effective language regeneration strategies
	Support external Māori language events and initiatives	Number of national Māori language events supported by Te Taura Whiri i te reo Māori % of reo Māori used during events Number of community-based groups who benefit from events	4 50% 4	4 50–100% 6	7 50% >20	4 50% 20	People are motivated to learn, use and value Māori language Māori language initiatives are coordinated and whānau, hapū, iwi and reo Māori speaker communities are aware of effective language regeneration strategies
	Production and distribution of a Māori language-based publication (quarterly newsletter)	Number of issues of publications produced and distributed Percentage of issues that adhere to Te Taura Whiri i te Reo Māori Orthographic Conventions	4 2,400 100%	4 2,400 100%	4 >2,460 100%	4 2,460 100%	People are motivated to learn, use and value Māori language Māori language initiatives are coordinated and whānau, hapū, iwi and reo Māori speaker communities are aware of effective language regeneration strategies

## OUTPUT 3: Community Engagement

### Description:

National activities support whānau, hapū and Māori language speaker community-driven Māori language initiatives.

The cost for this output is \$2,123,342 (GST exclusive).

OUTPUT AREA		ACTIVITY	MEASURE	PREVIOUS RESULTS			SOI	INTERMEDIATE OUTCOMES	
				10/11 Actual	11/12 Actual	12/13 Actual	Target 12/13		
1.	Mā te Reo	Administer the Mā te Reo Fund as per the Mā te Reo protocols	Number of contracts negotiated and executed	68	61	51	70	People are motivated to learn, use and value Māori language	
			Number of contracts with providers or initiatives that demonstrate a further stage of language development as a result of being funded by the Mā te Reo Fund	N/A	Info not collated	30	30	Māori language initiatives are coordinated and whānau, hapū, iwi and reo Māori speaker communities are aware of effective language regeneration strategies	
								Government sector investment in Māori language initiatives is coordinated and collaborative	
		Undertake an evaluation of the Mā te Reo Fund  (This year's evaluation focus was on the kura reo whakapakari reo programming)	Number of evaluation reports	1	3	1	1	People are motivated to learn, use and value Māori language	
								Māori language initiatives are coordinated and whānau, hapū, iwi and reo Māori speaker communities are aware of effective language regeneration strategies	
								Government sector investment in Māori language initiatives is coordinated and collaborative	

OUTPUT AREA		ACTIVITY	MEASURE	PREVIOUS RESULTS			SOI	INTERMEDIATE OUTCOMES	
				10/11 Actual	11/12 Actual	12/13 Actual	Target 12/13		
CONTRACT MANAGEMENT		Provide advice about the Mā te Reo Fund to target audiences	Number of engagements where Mā te Reo Fund is promoted or advice given	N/A	N/A	>50	50	People are motivated to learn, use and value Māori language	
			Percentage of queries are responded to in accordance with Te Taura Whiri i te Reo Māori quality standards	N/A	100%	100%	100%	Māori language initiatives are coordinated and whānau, hapū, iwi and reo Māori speaker communities are aware of effective language regeneration strategies	
								Government sector investment in Māori language initiatives is coordinated and collaborative	
2. He Kāinga Kōrerorero		Administer the He Kāinga Kōrerorero programme as per the conditions of the contract with Te Puni Kōkiri	The number of whānau involved in the programme	150	161	150 <sup>3</sup>	150	People are motivated to learn, use and value Māori language	
			Number of regions in which the programme is offered	15	17	>15	15	Māori language initiatives are coordinated and whānau, hapū, iwi and reo Māori speaker communities are aware of effective language regeneration strategies	
			Percentage of milestones met and quarterly reports presented to Te Puni Kōkiri as per contract requirements	100%	100%	100%	100%	Government sector investment in Māori language initiatives is coordinated and collaborative	

<sup>3</sup>While the total number of whānau exceeded 150, the numbers in some regions are below target

## OUTPUT 4: Corpus / Lexical Developments

### Description:

Activity contributes to maintaining the linguistic and cultural integrity of the Māori language by ensuring standards for the development of new words, and collection of existing Māori language corpus. The output area also focuses on supporting Māori to revitalise their own dialectal language forms.

The cost for this output is \$380,313 (GST exclusive).

OUTPUT AREA	ACTIVITY	MEASURE	PREVIOUS RESULTS			SOI	INTERMEDIATE OUTCOMES
			10/11 Actual	11/12 Actual	12/13 Actual	Target 12/13	
CORPUS/LEXICAL DEVELOPMENTS							
	Additional corpus is deposited into Te Mātāpuna corpus collection	Number of Māori language corpora deposited to Te Mātāpuna collection	N/A	2	7	2	Te Taura Whiri i te Reo Māori held Māori language corpus is accessible to hapū, iwi and reo Māori speaker communities
		Corpus collected meets Te Mātāpuna criteria		100%	100%	100%	
	New entries/edits to Māori language glossaries and lexicon	Number of new entries/edits to any stage of quality assuring (refer to Te Taura Whiri i te reo Māori lexicography standards for full description of what quality assuring entails)	N/A	2,266	2,385	2,000	Te Taura Whiri i te Reo Māori held Māori language corpus is accessible to hapū, iwi and reo Māori speaker communities
	Coordinate and facilitate Māori language glossaries and lexicon Advisory Panel meeting	Number of meetings per year to ensure Te Taura Whiri i te Reo Māori is receiving advice from key stakeholders regarding the Māori language lexical developments	1	4	1	1	Te Taura Whiri i te Reo Māori held Māori language corpus is accessible to hapū, iwi and reo Māori speaker communities

OUTPUT AREA	ACTIVITY	MEASURE	PREVIOUS RESULTS			SOI	INTERMEDIATE OUTCOMES
			10/11 Actual	11/12 Actual	12/13 Actual	Target 12/13	
<b>CORPUS/LEXICAL DEVELOPMENTS</b>							
<b>Neologisms</b>	Establish protocols and tools for capturing Māori language neologisms	Percentage of protocols and tools developed in accordance with Te Taura Whiri i te Reo Māori quality standards	N/A	100%	100%	100%	Te Taura Whiri i te Reo Māori held Māori language corpus is accessible to hapū, iwi and reo Māori speaker communities
	Register certified and practising translators as contributors to the Kupu Hou Bank (New Word Database)	Number of certified and practising translators registered as contributors to the Kupu Hou Bank	N/A	2	1	1	Te Taura Whiri i te Reo Māori held Māori language corpus is accessible to hapū, iwi and reo Māori speaker communities
	Develop new words as required	Percentage of new words developed in accordance with Te Taura Whiri i te Reo Māori quality standards	N/A	100%	100%	100%	Te Taura Whiri i te Reo Māori held Māori language corpus is accessible to hapū, iwi and reo Māori speaker communities



## OUTPUT 5: Certification

### Description:

Enhance Māori language workforce development through high-quality Māori language examinations.

The cost for this output is \$278,150 (GST exclusive).

OUTPUT AREA	ACTIVITY	MEASURE	PREVIOUS RESULTS			SOI	INTERMEDIATE OUTCOMES
CERTIFICATION			10/11 Actual	11/12 Actual	12/13 Actual	Target 12/13	
	Set and administer licence examinations for Te Toi Reo Māori (Māori language translators and interpreters)	Number of Toi Reo Māori exams per year	1	1	1	1	The Māori language workforce in all sectors is proficient
		Percentage of examinations that adhere to Te Taura Whiri i te Reo Māori quality standards	100%	100%	100%	100%	
	Set and administer licence examinations for Level Finder Examination	Percentage of examinations that adhere to Te Taura Whiri i te Reo Māori quality standards	100%	100%	100%	100%	The Māori language workforce in all sectors is proficient
	Review the licence examinations for Te Toi Reo Māori (Māori language translators and interpreters)	Review updates conventions for examining and licensing Māori language translators and interpreters	N/A	N/A	1	1	The Māori language workforce in all sectors is proficient
		Percentage of examination and examination process that aligns with international models of practice of interpreters/translators licensing			100%	100%	

# Financial Statements

## Statement of Comprehensive Income for the year ended 30 June 2013

2012 Actual \$		Notes	2013 Actual \$	2013 Budget \$
	<b>REVENUE</b>			
3,204,000	Revenue from Crown	2	3,204,000	3,204,000
56,213	Interest Received		56,201	35,000
1,650,740	Other income	3	1,780,159	1,628,000
<b>4,910,953</b>	<b>Total Revenue</b>		<b>5,040,360</b>	<b>4,867,000</b>
	<b>EXPENSES</b>			
4,514	Amortisation	9	7,958	-
146,402	Depreciation	8	141,544	166,000
3,041,692	Operating expenses	4	2,998,881	3,082,000
1,622,917	Personnel	5	1,673,054	1,619,000
<b>4,815,525</b>	<b>Total Expenses</b>		<b>4,821,437</b>	<b>4,867,000</b>
<b>95,428</b>	<b>SURPLUS / (DEFICIT) FOR THE YEAR</b>		<b>218,923</b>	<b>-</b>
<b>95,428</b>	<b>TOTAL COMPREHENSIVE INCOME / (EXPENDITURE)</b>		<b>218,923</b>	<b>-</b>

Explanations of significant variances against budget are detailed in note 23.

The accompanying Accounting Policies and Notes to the Financial Statements form an integral part of these Financial Statements.

## Statement of Financial Position

as at 30 June 2013

2012 Actual \$		Notes	2013 Actual \$	2013 Budget \$
<b>ASSETS</b>				
<b>Current Assets</b>				
1,167,095	Cash and cash equivalents	6	1,466,539	700,000
11,226	Debtors and other receivables	7	75,207	65,000
3,104,753	Mā te Reo Agency Fund Investment	12	3,288,804	1,161,000
5,501	Prepayments		1,609	-
9,030	GST receivable		-	-
4,297,605	Total current assets		4,832,159	1,926,000
<b>Non-current Assets</b>				
-	Mā te Reo Agency Fund Investment	12	580,000	2,000,000
225,317	Property, Plant and Equipment	8	138,328	150,000
6,449	Intangible assets	9	40,978	21,000
231,766	Total non-current assets		759,306	2,171,000
4,529,371	<b>TOTAL ASSETS</b>		5,591,465	4,097,000
<b>LIABILITIES</b>				
<b>Current Liabilities</b>				
321,021	Creditors and other payables	10	355,477	130,000
607,020	Mā te Reo Agency Fund Investment	12	742,807	200,000
-	GST payable		26,160	-
199,827	Employee entitlements	11	221,151	106,000
1,127,868	Total current liabilities		1,345,595	436,000
<b>Non-current Liabilities</b>				
2,497,733	Mā te Reo Agency Fund Investment	12	3,125,997	2,961,000
8,000	Employee entitlements	11	5,180	-
2,505,733	Total non-current liabilities		3,131,177	2,961,000
3,633,601	<b>TOTAL LIABILITIES</b>		4,476,772	3,397,000
895,770	<b>NET ASSETS</b>		1,114,693	700,000
<b>CROWN EQUITY</b>				
895,770	Total Investment by the Crown		1,114,693	700,000
895,770	<b>TOTAL CROWN EQUITY</b>		1,114,693	700,000

Explanations of significant variances against budget are detailed in note 23.

The accompanying Accounting Policies and Notes to the Financial Statements form an integral part of these Financial Statements.

## Statement of Changes in Equity

for the year ended 30 June 2013

2012 Actual \$		2013 Actual \$	2013 Budget \$
800,342	Total Crown Equity at 1 July	895,770	700,000
95,428	Surplus Comprehensive Income	218,923	-
95,428	Total Comprehensive Income	218,923	-
895,770	<b>TOTAL CROWN EQUITY AT 30 JUNE</b>	<b>1,114,693</b>	<b>700,000</b>

The accompanying Accounting Policies and Notes to the Financial Statements form an integral part of these Financial Statements.

## Cash Flow Statement

for the year ended 30 June 2013

2012 Actual \$		Notes	2013 Actual \$	2013 Budget \$
<b>CASH FLOWS FROM OPERATING ACTIVITIES</b>				
<b>Cash was provided from (applied to)</b>				
3,204,000	Receipts from Crown revenue		3,204,000	3,204,000
56,213	Interest received		56,201	35,000
1,739,042	Receipt from other revenue		1,724,523	1,628,000
(3,084,020)	Payments to suppliers		(2,965,027)	(3,143,000)
(1,605,631)	Payments to employees		(1,654,550)	(1,688,000)
(8,091)	Payment of GST		31,339	(9,000)
301,513	Net Cash Flow from Operating Activities	15	396,486	27,000
<b>CASH FLOWS FROM INVESTING ACTIVITIES</b>				
<b>Cash was provided from (applied to)</b>				
-	Sale of property, plant and equipment		-	-
(37,938)	Purchase of property, plant and equipment	8	(54,555)	(75,000)
(1,035)	Purchase of intangible assets	9	(42,487)	(5,000)
(38,973)	Net Cash Flows from Investing Activities		(97,042)	(80,000)
<b>CASH FLOWS FROM FINANCING ACTIVITIES</b>				
<b>Cash was provided from (applied to)</b>				
-	Capital contributions		-	-
-	Net Cash Flows from Financing Activities		-	-
262,540	Net (decrease)/ increase in cash and cash equivalents		299,444	(53,000)
904,555	Cash and cash equivalents at beginning of year		1,167,095	753,000
1,167,095	Cash and cash equivalents at end of year		1,466,539	700,000
1,167,095	Represented by: Cash & Cash Equivalents		1,466,539	700,000

The accompanying Accounting Policies and Notes to the Financial Statements form an integral part of these Financial Statements.

# Notes to the Financial Statements

## 1. Statement of Accounting Policies

*For the year ended 30 June 2013*

### Reporting Entity

The reporting entity is Te Taura Whiri i te Reo Māori – the Māori Language Commission, an autonomous Crown entity (as defined by the Crown Entities Act 2004) established under the Māori Language Act 1987 and domiciled in New Zealand.

The principal activity of Te Taura Whiri i te Reo Māori is to initiate, develop, coordinate, review, advise upon and assist in the implementation of policies, procedures, measures and practices designed to give effect to the Māori language as an official language of New Zealand. Accordingly, Te Taura Whiri i te Reo Māori has designated itself as a public benefit entity for the purposes of New Zealand Equivalents to International Financial Reporting Standards ('NZ IFRS').

The financial statements for Te Taura Whiri i te Reo Māori are for the year ended 30 June 2013, and were approved by the Te Taura Whiri i te Reo Māori Board on 31 October 2013.

### Basis for Preparation

#### Statement of Compliance

The financial statements have been prepared in accordance with the requirements of the Crown Entities Act 2004, which includes the requirement to comply with Generally Accepted Accounting Practice in New Zealand ('NZ GAAP').

They comply with NZ IFRS and other applicable Financial Reporting Standards as appropriate for public benefit entities.

#### Measurement Base

The financial statements have been prepared on a historical cost basis. Cost is based on the fair value of the consideration given in exchange for assets.

#### Functional and Presentation Currency

The financial statements are presented in New Zealand dollars, rounded to the nearest dollar. The functional currency of Te Taura Whiri i te Reo Māori is New Zealand dollars.

#### Changes in Accounting Policies

There have been no changes in accounting policies during the financial year.



## **Standards, amendments, and interpretations issued that are not yet effective and have not been early adopted.**

Standards, amendments, and interpretations issued but not yet effective that have not been early adopted, and which are relevant to Te Taura Whiri i te Reo Māori, are:

- *NZ IFRS 9 Financial Instruments* will eventually replace *NZ IAS 39 Financial Instruments: Recognition and Measurement*. NZ IAS 39 is being replaced through the following three main phases: Phase 1 Classification and Measurement; Phase 2 Impairment Methodology; and Phase 3 Hedge Accounting. Phase 1 has been completed and has been published in the new financial instrument standard, NZ IFRS 9. NZ IFRS 9 uses a single approach to determine whether a financial asset is measured at amortised cost or fair value, replacing the many different rules in NZ IAS 39. The approach in NZ IFRS 9 is based on how an entity manages its financial instruments (its business model) and the contractual cash flow characteristics of the financial assets. The financial liability requirements are the same as those of NZ IAS 39, except for when an entity elects to designate a financial liability at fair value through surplus/deficit. The new standard is required to be adopted for the year ended 30 June 2016. However, as a new Accounting Standards Framework will apply before this date, there is no certainty when an equivalent standard to NZ IFRS 9 will be applied by public benefit entities.

The Minister of Commerce has approved a new Accounting Standards Framework (incorporating a Tier Strategy) developed by the External Reporting Board (XRB). Under this Accounting Standards Framework, Te Taura Whiri i te Reo Māori will be eligible to apply the reduced disclosure regime (Tier 2 reporting entity) of the Public Benefit Entity Sector Accounting (PAS). The effective date for the new standards for public sector entities is expected to be for reporting periods beginning on or after 1 July 2014. This means Te Taura Whiri i te Reo Māori expects to transition to the new standards in preparing its 30 June 2015 financial statements. As the PAS are still under development, Te Taura Whiri i te Reo Māori is unable to assess the implications of the new Accounting Standards Framework at this time.

Due to the changes in the Accounting Standards Framework for public benefit entities, it is expected that all new NZ IFRS and amendments to existing NZ IFRS will not be applicable to public benefit entities. Therefore, the XRB has effectively frozen the financial reporting requirements for public benefit entities up until the new Accounting Standards Framework is effective. Accordingly, no disclosure has been made about new or amended NZ IFRS that exclude public benefit entities from their scope.

## Significant Accounting Policies

The following significant accounting policies have been adopted in the preparation and presentation of the financial statements:

### a) Revenue Recognition

Revenue comprises the fair value of the consideration received or receivable.

#### Revenue from the Crown

Te Taura Whiri i te Reo Māori is primarily funded through revenue received from the Crown, which is restricted in its use for the purpose of Te Taura Whiri i te Reo Māori meeting its objectives as specified in the Statement of Intent.

Revenue from the Crown is recognised as revenue when earned and is reported in the financial period to which it relates.

#### Interest

Interest revenue is recognised using the effective interest method.

#### Provision of Services

Revenue derived through the provision of services to third parties is recognised in proportion to the stage of completion at the Statement of Financial Position date. The stage of completion is assessed by reference to surveys of work performed.

### b) Operating Leases

Operating lease payments, where the lessors effectively retain substantially all the risks and benefits of ownership of the leased items, are included in the Statement of Comprehensive Income in equal instalments over the lease term when the leased items are in use.

### c) Cash and Cash Equivalents

Cash includes cash on hand and deposits held at call with banks and other short-term highly liquid investments with original maturities of three months or less.

### d) Debtors and Other Receivables

Short-term debtors and other receivables are recorded at their face value, less any provision for impairment.

Impairment of a receivable is established when there is objective evidence that Te Taura Whiri i te Reo Māori will not be able to collect amounts due according to the original terms of the receivable. Significant financial difficulties of the debtor, probability that the debtor will enter into bankruptcy, and default in payments are considered indicators that the debtor is impaired. The amount of the impairment is the difference between the asset's carrying amount and the present value of estimated future cash flows, discounted using the original effective interest rate. The carrying amount of the asset is reduced through the use of an allowance account, and the amount of the loss is recognised in the surplus or deficit. When the receivable is uncollectible, it is written off against the allowance account for receivables. Overdue receivables that are renegotiated are reclassified as current (that is, not past due).

## **e) Investments**

### **Bank Deposits**

Investments in bank deposits are initially measured at fair value.

After initial recognition, investments in bank deposits are measured at amortised cost using the effective interest method, less any provision for impairment.

For bank deposits, impairment is established when there is objective evidence that Te Taura Whiri i te Reo Māori will not be able to collect amounts due according to the original terms of the deposit. Significant financial difficulties of the bank, probability that the bank will enter into receivership or liquidation, and default in payments are considered indicators that the deposit is impaired.

### **Financial Assets**

Investments are recognised and derecognised on trade date where purchase or sale of an investment is under a contract whose terms require delivery of the investment within the timeframe established by the market concerned, and are initially measured at nominal value, net of transaction costs.

Other financial assets are classified as cash and cash equivalents and receivables and prepayments which are measured at amortised cost using the effective interest method, less impairment. Classification depends on the nature and purpose of the financial assets and is determined at the time of initial recognition.

Financial assets are assessed for indicators of impairment at each balance sheet date. Financial assets are impaired where there is objective evidence that, as a result of one or more events that occurred after the initial recognition of the financial asset, the estimated future cash flows of the asset have been impacted.

In case of impairment, the carrying amount of the financial asset is reduced by the impairment loss directly for all financial assets, with the exception of trade receivables, where the carrying amount is reduced through the use of an allowance. When a trade receivable is considered uncollectible, it is written off against the allowance. Subsequent recoveries of amounts previously written off are credited against the allowance. Changes in the carrying amount of doubtful debts are recognised in the Statement of Comprehensive Income.

### **Mā te Reo Fund**

Financial assets held by the fund are classified into the following specified categories: financial assets 'at nominal value', and 'cash and cash equivalents'. The classification depends on the nature and purpose of the financial assets and is determined at the time of initial recognition.

Financial assets are classified as at nominal value. Financial assets at nominal value are stated with any resultant gain or loss recognised in profit or loss of the fund upon disposal of the asset as per note 12.

Cash and cash equivalents include cash on hand, deposits held at call with banks, both domestic and international, and other short-term highly liquid investments, with original maturities of three months or less.

## **f) Property, Plant and Equipment**

Property, plant and equipment asset classes consist of leasehold improvements, furniture and fittings, office and EDP equipment, and are stated at cost less accumulated depreciation and impairment. Cost includes consideration given to acquire or create the asset and any directly attributable costs of bringing the asset to working condition for its intended use.

### **Additions**

The cost of an item of property, plant and equipment is recognised as an asset only when it is probable that future economic benefits or service potential associated with the item will flow to Te Taura Whiri i te Reo Māori and the cost of the item can be measured reliably.

Where an asset is acquired at no cost, or for a nominal cost, it is recognised at fair value when control over the asset is obtained.

### Disposals

Gains and losses on disposals are determined by comparing the proceeds with the carrying amount of the asset. Gains and losses on disposals are included in the Statement of Comprehensive Income.

### Subsequent Costs

Costs incurred subsequent to initial acquisition are capitalised only when it is probable that future economic benefits or service potential associated with the item will flow to Te Taura Whiri i te Reo Māori and the cost of the item can be measured reliably.

The costs of day-to-day servicing of property, plant and equipment are recognised in the Statement of Comprehensive Income as they are incurred.

### Depreciation

Depreciation is calculated on a straight line basis on property, plant and equipment once in the location and condition necessary for its intended use so as to write off the cost of the asset to its estimated residual value over their expected useful life. The estimated useful lives, residual values and depreciation method are reviewed at the end of each annual reporting period and adjusted if appropriate.

The following estimated rates are used in the calculation of depreciation:

Leasehold improvements	20.0% SL
Furniture and fittings	20.0% SL
Office equipment	20.0% SL
EDP equipment	25.0% SL
Motor Vehicles	20.0% SL

### g) Intangible Assets

Software is a finite life intangible and is recorded at cost less accumulated amortisation and impairment. Amortisation is charged on a straight line basis over the estimated useful life of the intangible asset.

The following amortisation rate is used in the calculation of amortisation:

Software	25.0% SL
----------	----------

Staff training costs are recognised as an expense when incurred.

Costs associated with maintaining computer software are recognised as an expense when incurred.

Costs associated with the development and maintenance of the Te Taura Whiri i te Reo Māori website are recognised as an expense when incurred.

### h) Impairment of Property, Plant and Equipment and Intangible Assets

At each reporting date, Te Taura Whiri i te Reo Māori reviews the carrying amount of the assets to determine whether there is any indication that those assets have suffered an impairment loss. If any such indication exists, the recoverable amount of the asset is estimated in order to determine the extent of the impairment loss (if any).

Recoverable amount is the higher of fair value less costs to sell and value in use. In assessing value in use, the estimated future cash flows are discounted to their present value using a discount rate that reflects current market assessments of the time value of money and the risks specific to the asset for which the estimates of future cash flows have not been adjusted.

If the recoverable amount of an asset is less than its carrying amount, the asset is written down to its recoverable amount. The impairment loss is recognised as an expense in the Statement of Comprehensive Income.

Where an impairment loss subsequently reverses, the carrying amount of the asset is increased to the revised estimate of its recoverable amount, but only to the extent that the increased carrying amount does not exceed the carrying amount that would have been determined had no impairment loss been recognised for the asset in prior years. A reversal of an impairment loss is recognised in the Statement of Comprehensive Income immediately, unless the relevant asset is carried at fair value, in which case the reversal of the impairment loss is treated as a revaluation increase.

#### **i) Creditors and Other Payables**

Creditors and other payables are initially measured at fair value and subsequently measured at amortised cost using the effective interest method.

#### **j) Employee Entitlements**

##### **Short-term Employee Entitlements**

Provisions made in respect of employee benefits expected to be settled within 12 months of reporting date are measured at the best estimate of the consideration required to settle the obligation using the current remuneration rate expected.

These include salaries and wages accrued up to balance date, annual leave earned, but not yet taken at balance date, long-service leave entitlements expected to be settled within 12 months, and sick leave.

Te Taura Whiri i te Reo Māori recognises a liability for sick leave to the extent that compensated absences in the coming year are expected to be greater than the sick leave entitlements earned in the coming year. The amount is calculated based on the unused sick leave entitlement that can be carried forward at balance date, to the extent Te Taura Whiri i te Reo Māori anticipates it will be used by staff to cover those future absences.

Te Taura Whiri i te Reo Māori recognises a liability and an expense for bonuses where it is contractually obliged to pay them, or where there is a past practice that has created a constructive obligation.

##### **Long-term Employee Entitlements**

Entitlements that are payable beyond 12 months, such as long-service leave and retirement leave, have been calculated on an actuarial basis. The calculations are based on:

- likely future entitlements accruing to staff, based on years of service, years to entitlement, the likelihood that staff will reach the point of entitlement and contractual entitlements information; and
- the present value of the estimated future cash flows.

The discount rate is based on the weighted average of interest rates for government stock with terms to maturity similar to those of the relevant liabilities. The inflation factor is based on the expected long-term increase in remuneration for employees.

#### **k) Superannuation Schemes**

##### **Defined Contribution Schemes**

Obligations for contributions to KiwiSaver, the Government Superannuation Fund, and the State Sector Retirement Savings Scheme are accounted for as for defined contribution superannuation schemes, and are recognised as an expense in the Statement of Comprehensive Income as incurred.

### **l) Goods and Service Tax (GST)**

All items in the financial statements are presented exclusive of GST, except for receivables, payables and Mā te Reo grants awarded, which are presented on a GST inclusive basis. Where GST is not recoverable as input tax then it is recognised as part of the related asset or expense.

The net amount of GST recoverable from, or payable to, the Inland Revenue is included as part of current assets or current liabilities in the Statement of Financial Position.

The net GST paid to, or received from the Inland Revenue, including the GST relating to investing and financing activities, is classified as an operating cash flow in the statement of cash flows.

Commitments and contingencies are disclosed exclusive of GST.

### **m) Income Tax**

Te Taura Whiri i te Reo Māori, as a public entity, is exempt from income tax.

### **n) Budget Figures**

The budget figures are those that form part of Te Taura Whiri i te Reo Māori's 2012/2013 Statement of Intent as approved by the Board at the beginning of the financial year. The budget figures have been prepared in accordance with NZ GAAP and are consistent with the accounting policies adopted by Te Taura Whiri i te Reo Māori for the preparation of the financial statements.

### **o) Cost Allocation**

Te Taura Whiri i te Reo Māori determined the cost of outputs using the cost allocation system outlined below.

Direct costs are those costs directly attributed to an output. Indirect costs are those costs that cannot be identified, in an economically feasible manner, with a specific output.

Direct costs are charged directly to outputs. Indirect costs are assigned to outputs based on the proportion of full-time equivalents for each output.

There have been no changes to the cost allocation methodology since the date of the last audited financial statements.



## Critical Judgements, Estimates and Assumptions in Applying the Entity's Accounting Policies

In the application of NZ IFRS, management is required to make judgements, estimates and assumptions about carrying values of assets and liabilities that are not readily apparent from other sources.

The estimates and associated assumptions are based on historical experience and various other factors that are believed to be reasonable under the circumstances, the results of which form the basis of making the judgements. Actual results may differ from these estimates.

The estimates and underlying assumptions are reviewed on an ongoing basis. Revisions to accounting estimates are recognised in the period in which the estimate is revised if the revision affects only that period, or in the period of the revision and future periods if the revision affects both current and future periods.

Te Taura Whiri i te Reo Māori has not made any significant changes to the estimates and underlying assumptions during this period.

Judgements made by management in the application of NZ IFRS that have significant effects on the financial statements and estimates with a significant risk of material adjustments in the next year are disclosed, where applicable, in the relevant notes to the financial statements.

## 2. Revenue from the Crown

Te Taura Whiri i te Reo Māori has been provided with funding from the Crown for the specific purposes as set out in its founding legislation and the scope of the relevant government appropriations. Apart from these general restrictions, there are no unfulfilled conditions or contingencies attached to government funding (2012: \$Nil).

## 3. Other Income

	2013	2012
	\$	\$
Contract income	1,537,500	1,537,500
Other income	242,659	113,240
<b>Total Other Income</b>	<b>1,780,159</b>	<b>1,650,740</b>

## 4. Operating Expenses

	2013	2012
	\$	\$
Administration	611,556	674,663
Advertising	33,839	23,968
Audit fees - Audit of the financial statements	28,959	26,000
Consultants' fees	5,542	12,865
Contractors	1,846,112	1,843,158
General expenses	6,543	9,694
Motor vehicle expenses	1,023	6,982
Printing costs	63,204	70,660
Rent	222,022	211,240
Travel and accommodation	180,081	159,545
Loss on asset written off	-	2,917
<b>Total Operating Expenses</b>	<b>2,998,881</b>	<b>3,041,692</b>

## 5. Personnel Expenses

	2013	2012
	\$	\$
Salaries and wages	1,452,682	1,418,693
Other remuneration	162,447	142,707
Employer contributions to defined contribution	30,951	30,647
Decrease)/Increase in employee entitlements	26,974	30,870
<b>Total Personnel Expenses</b>	<b>1,673,054</b>	<b>1,622,917</b>

## 6. Cash and Cash Equivalents

	2013	2012
	\$	\$
Cash on hand and at bank	31,637	33,968
Cash Equivalents – call account	1,434,902	1,133,127
<b>Total Cash and Cash Equivalents</b>	<b>1,466,539</b>	<b>1,167,095</b>

The carrying value of short-term deposits with maturity dates of three months or less approximates their fair value.

## 7. Debtors and Other Receivables

	2013	2012
	\$	\$
Debtors and other receivables	75,207	11,226
Allowance for doubtful debt	-	-
<b>Total Debtors and Other Receivables</b>	<b>75,207</b>	<b>11,226</b>

The carrying value of receivables approximates their fair value. As at 30 June 2013, all overdue receivables have been assessed for impairment and appropriate provisions applied. Te Taura Whiri i te Reo Māori is not exposed to any concentrations of credit risk other than from the Crown.

### Debtors and Other Receivables

	2013	2012
	\$	\$
Not past due	68,507	10,226
Past due 1-30 days	-	-
Past due 31-60 days	-	-
Past due 61-90 days	-	-
Past due > 91 days	6,700	1,000
<b>Balance at 30 June</b>	<b>75,207</b>	<b>11,226</b>

## 8. Property, Plant and Equipment

Cost	Balance at 1 July 2011	Additions 2012	Disposals 2012	Balance at 30 June 2012 & 1 July 2012	Additions 2013	Disposals 2013	Balance at 30 June 2013
	\$	\$	\$	\$	\$	\$	\$
Leasehold Improvements	345,113	22,074	-	367,187	-	-	367,187
Furniture and Fittings	194,752	2,104	-	196,856	2,478	-	199,334
EDP Equipment	270,797	13,760	(31,494)	253,063	52,077	(5,600)	299,540
Office Equipment	20,634	-	(8,558)	12,076	-	-	12,076
	<b>831,296</b>	<b>37,938</b>	<b>(40,052)</b>	<b>829,182</b>	<b>54,555</b>	<b>(5,600)</b>	<b>878,137</b>

Accumulated depreciation and impairment	Balance at 1 July 2011	Disposals 2012	Depreciation 2012	Balance at 30 June 2012 & 1 July 2012	Disposals 2013	Depreciation 2013	Balance at 30 June 2013
	\$	\$	\$	\$	\$	\$	\$
Leasehold Improvements	201,725	-	69,188	270,913	-	69,727	340,640
Furniture and Fittings	102,455	-	33,988	136,443	-	33,826	170,269
EDP Equipment	172,623	(28,579)	42,517	186,561	(5,600)	37,282	218,243
Office Equipment	17,796	(8,557)	709	9,948	-	709	10,657
	<b>494,599</b>	<b>(37,136)</b>	<b>146,402</b>	<b>603,865</b>	<b>(5,600)</b>	<b>141,544</b>	<b>739,809</b>

### Carrying amount

### At 30 June 2013

### At 30 June 2012

	\$	\$
Leasehold Improvements	26,547	96,274
Furniture and Fittings	29,065	60,413
EDP Equipment	81,297	66,502
Office Equipment	1,419	2,128
	<b>138,328</b>	<b>225,317</b>

## 9. Intangible Assets

Cost	Balance at 1 July 2011	Additions 2012	Disposals 2012	Balance at 30 June 2012 & 1 July 2012	Additions 2013	Disposals 2013	Balance at 30 June 2013
	\$	\$	\$	\$	\$	\$	\$
Software	59,240	1,035	-	60,275	42,487	-	102,762
	59,240	1,035	-	60,275	42,487	-	102,762

Accumulated amortisation and impairment	Balance at 1 July 2011	Disposals 2012	Armortisation 2012	Balance at 30 June 2012 & 1 July 2012	Disposals 2013	Armortisation 2013	Balance at 30 June 2013
	\$	\$	\$	\$	\$	\$	\$
Software	49,312	-	4,514	53,826	-	7,958	61,784
	49,312	-	4,514	53,826	-	7,958	61,784

Carrying amount	At 30 June 2013	At 30 June 2012
	\$	\$
Software	40,978	6,449
	40,978	6,449

There are no restrictions over title of Te Taura Whiri i te Reo Māori intangible assets, nor are any intangible assets pledged as security for liabilities.

## 10. Creditors and Other Payables

	2013	2012
	\$	\$
Trade creditors	181,000	261,001
Income in advance	-	-
Accrued expenses	174,477	60,020
Other payables	-	-
<b>Total Trade and Other Payables</b>	<b>355,477</b>	<b>321,021</b>

Trade creditors and other payables are non-interest bearing and are normally settled on 30-day terms. The carrying value of creditors and other payables approximates their fair value.

## 11. Employee Entitlements

	2013	2012
	\$	\$
<b>Current employee entitlements</b>		
Accrued salaries and wages	56,108	53,539
Annual leave	83,513	91,288
Other	81,530	55,000
<b>Total Current Portion</b>	<b>221,151</b>	<b>199,827</b>

	\$	\$
<b>Non-Current employee entitlements</b>		
Sick leave	517	2,854
Long service leave	4,663	5,146
<b>Total Non-Current Portion</b>	<b>5,180</b>	<b>8,000</b>
<b>Total Employee Entitlement</b>	<b>226,331</b>	<b>207,827</b>

The present value of the long-service leave obligations depends on a number of factors that are determined on an actuarial basis using a number of assumptions. Two key assumptions used in calculating this liability include the discount rate and the salary inflation factor. Any changes in these assumptions will impact on the carrying amount of the liability.

In determining the appropriate discount rate, Te Taura Whiri i te Reo Māori considered the interest rates on New Zealand government bonds which have terms to maturity that match, as closely to possible, the estimated future cash outflows. The salary inflation factor has been based on the historical salary inflation patterns for the public sector. A discount rate of 5.50% (2012: 6.00%) and an inflation factor of 3.5% (2012: 3.5%) were used.

If the discount rate were to differ by 1% from Te Taura Whiri i te Reo Māori estimates, no material change is noted. If the salary inflation factor were to differ by 1% from Te Taura Whiri i te Reo Māori estimates, no material change is noted.



## 12. Mā te Reo Fund

Historically, the Mā te Reo Fund was established by the government with \$15 million (GST inclusive) for the promotion of opportunities for Māori development through language. The overall objective of the Fund is to provide financial assistance to whānau, hapū, iwi and Māori organisations to develop community-originated Māori language projects, programmes and activities that contribute to Māori language revitalisation. Preference is given to applicants working towards the same general ends as the Māori Language Strategy and Māori language revitalisation in general.

This financial year, the Mā te Reo Fund received a \$2 million (GST inclusive where applicable) grant to continue the next round of funding. The government grant is not a secured funding source and must be applied for annually.

The funds managed on behalf of the Mā te Reo Fund are held separately from Te Taura Whiri i te Reo Māori investments. Administration fees are not incurred by the Fund; they are incurred by Te Taura Whiri i te Reo Māori. The allocation of funds for grants is treated as expenditure in the year the allocation is made. Prior to the end of the financial year, the grant must have received approval from the Fund Management Committee.

	2013 \$	2012 \$
<b>Balance of fund on 1 July</b>	<b>2,497,733</b>	<b>2,104,635</b>
Add:		
Government Grants	2,000,000	2,000,000
Interest received	203,446	246,587
Reversal of prior year's Grants	51,906	67,202
<b>Total Income</b>	<b>2,255,352</b>	<b>2,313,789</b>
Less:		
Grants Awarded	1,520,789	1,664,793
Investment Fees Paid	4,964	4,741
Salaries & Wages relating to Monitoring and Evaluation	20,856	134,725
Administration costs relating to Monitoring and Evaluation	80,479	116,432
<b>Total Expenditure</b>	<b>1,627,088</b>	<b>1,920,691</b>
<b>BALANCE OF FUND ON 30 JUNE</b>	<b>3,125,997</b>	<b>2,497,733</b>
Represented by:		
Investments	3,868,804	3,104,753
Less:		
Grants Payable	727,790	637,939
Administration costs payable	15,017	(30,919)
<b>BALANCE OF FUND ON 30 JUNE</b>	<b>3,125,997</b>	<b>2,497,733</b>

The above is split into current and non-current as follows:

Current	2,545,997	2,497,733
Non-current	580,000	-
<b>BALANCE OF FUND ON 30 JUNE</b>	<b>3,125,997</b>	<b>2,497,733</b>

The carrying values of the financial assets of the Mā te Reo Fund as per note 12 in each of the NZ IAS 39 categories are as follows:

	2013	2012
	\$	\$
Cash and cash equivalents	2,285,220	1,104,753
Financial assets at Nominal value	1,583,584	2,000,000
<b>Investments</b>	<b>3,868,804</b>	<b>3,104,753</b>
<i>Financial liabilities measured at amortised cost</i>		
<b>Creditors and Other Payables</b>	<b>742,807</b>	<b>607,020</b>

### 13. Financial Instrument Risks

Te Taura Whiri i te Reo Māori does not enter into or trade financial instruments, including derivative financial instruments, for speculative purposes.

#### Market Risk

##### Interest Rate Risk

Interest rate risk is the risk that the fair value of a financial instrument will fluctuate because of changes in market interest rates. Investments issued at variable interest rates expose the Te Taura Whiri i te Reo Māori to cash flow interest rate risk.

Te Taura Whiri i te Reo Māori is exposed to interest rate risk as it has cash on call at floating interest rates and manages its interest risk by investing in on-call and short-term deposits with high credit-rated financial institutions. As of 30 June 2013 the floating on-call rate is 3.15%.

##### Currency Risk

Te Taura Whiri i te Reo Māori is not exposed to currency risk as there are no investments held in foreign currencies.

##### Sensitivity Analysis

As at 30 June 2013, if the interest rates earned on cash and cash equivalents had been 1% higher or lower, with all other variables held constant, the surplus/deficit for the year would have been \$21,691 lower/higher (2012: \$129,397 lower/higher). The sensitivity is less in 2013 than 2012 because of a greater balance of total cash and cash equivalents held in the later part of 2013.

##### Fair Value of Financial Instruments

Te Taura Whiri i te Reo Māori considers that the carrying amount of assets and financial liabilities recorded in the financial statements approximates their fair values.

## Credit Risk

Credit risk is the risk that a third party will default on its obligation to Te Taura Whiri i te Reo Māori, causing Te Taura Whiri i te Reo Māori to incur a loss.

Financial instruments which potentially subject Te Taura Whiri i te Reo Māori to credit risk principally consist of bank balances and accounts receivable. Te Taura Whiri i te Reo Māori does not extend credit and places its cash with high credit quality financial institutions.

The maximum credit exposure for Te Taura Whiri i te Reo Māori for each class of financial instrument is detailed below. There is no maturity date on the cash at bank and call accounts as these represent cash held in transactional and cash management accounts. There is no collateral held as security against these financial instruments.

Te Taura Whiri i te Reo Māori has no significant concentrations of credit risk, as it has a small number of credit customers and only invests funds with registered banks with specified Standard & Poor's credit ratings.

Maximum exposure to credit risk at reporting date are:

	2013	2012
	\$	\$
Cash and Cash Equivalents	1,466,539	1,167,095
Receivables	75,207	11,226
<b>Total Credit Risk</b>	<b>1,541,746</b>	<b>1,178,321</b>

## Credit Quality of Financial Assets

The credit quality of financial assets that are neither past due nor impaired can be assessed by reference to Standard & Poor's credit ratings (if available) or to historical information about counterparty default rates.

	2013	2012
	\$	\$
<b>Counterparties With Credit Ratings</b>		
<i>Cash at bank and term deposits</i>		
Te Taura Whiri i te Reo Māori - AA-	1,466,539	1,167,095
Mā te Reo - AA-	3,288,804	1,104,753
<b>Total Cash at Bank and Term Deposits</b>	<b>4,755,343</b>	<b>2,271,848</b>
<i>NZ issued bonds</i>		
Mā te Reo - A+	150,000	-
Mā te Reo - AA	180,000	-
Mā te Reo - AA-	250,000	1,000,000
Mā te Reo - BBB+	-	1,000,000
<b>Total NZ Issued Bonds</b>	<b>580,000</b>	<b>2,000,000</b>

## Liquidity Risk

Liquidity risk is the risk that Te Taura Whiri i te Reo Māori will encounter difficulty raising liquid funds to meet commitments as they fall due. Prudent liquidity risk management implies maintaining sufficient cash.

All of the commitments of Te Taura Whiri i te Reo Māori owing at balance date, comprising trade and other payables, have a contractual maturity of less than six months. Te Taura Whiri i te Reo Māori has sufficient cash on hand to meet these commitments as they fall due.

## Contractual Maturity Analysis of Financial Liabilities

The table below analyses financial liabilities of Te Taura Whiri i te Reo Māori into relevant maturity groupings based on the remaining period at balance date to the contractual maturity date. The amounts disclosed are the contractual undiscounted cash flows.

	Carrying amount \$	Contractual cash flows \$	Less than 6 months \$	6 months – 1 year \$	1–5 years \$	More than 5 years \$
<b>TTW 2012</b>						
Creditors and other payables	321,021	321,021	321,021	-	-	-
<b>TTW 2013</b>						
Creditors and other payables	355,477	355,477	355,477	-	-	-
<b>MTR 2012</b>						
Creditors and other payables	607,020	607,020	607,020	-	-	-
<b>MTR 2013</b>						
Creditors and other payables	742,807	742,807	742,807	-	-	-

## Contractual Maturity Analysis of Financial Assets

The table below analyses financial assets of Te Taura Whiri i te Reo Māori into relevant maturity groupings based on the remaining period at balance date to the contractual maturity date. The amounts disclosed are the contractual undiscounted cash flows and include interest receipts.

	Carrying amount \$	Contractual cash flows \$	Less than 1 year \$	1–2 years \$	2–5 years \$	More than 5 years \$
<b>TTW 2012</b>						
Cash and cash equivalents	1,167,095	1,167,095	1,167,095	-	-	-
Debtors and other receivables	11,226	11,226	11,226	-	-	-
<b>TOTAL</b>	<b>1,178,321</b>	<b>1,178,321</b>	<b>1,178,321</b>	<b>-</b>	<b>-</b>	<b>-</b>
<b>TTW 2013</b>						
Cash and cash equivalents	1,466,539	1,466,539	1,466,539	-	-	-
Debtors and other receivables	75,207	75,207	75,207	-	-	-
<b>TOTAL</b>	<b>1,541,746</b>	<b>1,541,746</b>	<b>1,541,746</b>	<b>-</b>	<b>-</b>	<b>-</b>
<b>MTR 2012</b>						
Cash and cash equivalents	1,104,753	1,104,753	1,104,753	-	-	-
Other financial assets:						
- NZ Bonds	2,000,000	2,124,750	2,124,750	-	-	-
<b>TOTAL</b>	<b>3,104,753</b>	<b>3,229,503</b>	<b>3,229,503</b>	<b>-</b>	<b>-</b>	<b>-</b>
<b>MTR 2013</b>						
Cash and cash equivalents	3,288,804	3,288,804	3,288,804	-	-	-
Other financial assets:						
- NZ Bonds	580,000	662,143	38,524	465,025	158,594	-
<b>TOTAL</b>	<b>3,868,804</b>	<b>3,950,947</b>	<b>3,327,328</b>	<b>465,025</b>	<b>158,594</b>	<b>-</b>

## Categories of Financial Assets and Liabilities

The carrying amounts of financial assets and liabilities in each of the NZ IAS 39 categories are as follows:

	2013 \$	2012 \$
<b>TTW</b>		
<i>Loans and receivables</i>		
Cash and cash equivalents	1,466,539	1,167,095
Debtors and other receivables	75,207	11,226
<b>Total Loans and Receivables</b>	<b>1,541,746</b>	<b>1,178,321</b>
<i>Financial liabilities measured at amortised cost</i>		
<b>Creditors and Other Payables</b>	<b>347,007</b>	<b>321,021</b>

## 14. Capital Management

The capital of Te Taura Whiri i te Reo Māori is its equity, which comprises accumulated funds. Equity is represented by net assets.

Te Taura Whiri i te Reo Māori is subject to the financial management and accountability provisions of the Crown Entities Act 2004, which impose restrictions in relation to borrowings, acquisition of securities, issuing guarantees and indemnities, and the use of derivatives.

Te Taura Whiri i te Reo Māori manages its equity as a by-product of prudently managing income, expenses, assets, liabilities, investments, and general financial dealings to ensure Te Taura Whiri i te Reo Māori effectively achieves its objectives and purpose, whilst remaining a going concern

## 15. Reconciliation of Net Surplus to the Net Cash Flow from Operating Activities

		2013 \$	2012 \$
<b>Profit for the year</b>		218,923	95,428
Non cash items:			
Amortisation	9	7,958	4,514
Depreciation	8	141,544	146,402
Loss on fixed assets written off		-	2,917
		<b>149,502</b>	<b>153,833</b>
<b>Movements in net assets and liabilities</b>			
(Increase)/Decrease in trade and other receivables		(60,089)	101,848
Increase/(Decrease) in provisions		18,504	17,286
Increase/(Decrease) in income in advance		-	-
Increase/(Decrease) in operating trade payable		34,456	(52,378)
(Increase)/Decrease in GST		35,190	(14,504)
		<b>28,061</b>	<b>52,252</b>
<b>Net Cash Inflow From Operating Activities</b>		<b>396,486</b>	<b>301,513</b>

## 16. Employee Remuneration

Three employees (2012: 5) received remuneration of \$100,000 or more during the financial year:

\$'000	2013	2012
100 – 109	-	1
110 – 119	-	-
120 – 129	-	-
130 – 139	-	2
140 – 149	2	1
150 – 159	-	-
160 – 169	-	-
170 – 179	1	1

During the year ended 30 June 2013, one employee (2012: 2) received compensation and other benefits in relation to cessation to the value of \$2,500 (2012: \$36,677). No board member received compensation or other benefits in relation to cessation (2012: Nil).

## 17. Related Party Transactions

Te Taura Whiri i te Reo Māori is a wholly owned entity of the Crown. The Government significantly influences the role of Te Taura Whiri i te Reo Māori, as well as being its major source of revenue.

### Significant transactions with government-related entities

During the period, Te Taura Whiri i te Reo Māori received \$3,204,000 (2012: \$3,204,000) of funding from the Crown. There was no balance outstanding as at 30 June 2013 (2012: \$Nil).

During the period, Te Taura Whiri i te Reo Māori received \$1,537,500 (2012: \$1,537,500) of funding from Te Puni Kōkiri. There was no balance outstanding as at 30 June 2013 (2012: \$Nil).

### Collectively, but not individually, significant transactions with government-related entities

In conducting its activities, Te Taura Whiri i te Reo Māori is required to pay various taxes and levies (such as GST, FBT, PAYE and ACC levies) to the Crown and entities related to the Crown. The payment of these taxes and levies, other than income tax, is based on the standard terms and conditions that apply to all tax and levy payers. Te Taura Whiri i te Reo Māori is exempt from income tax.

Te Taura Whiri i te Reo Māori also purchases goods and services from entities controlled, significantly influenced, or jointly controlled by the Crown. Purchases from these government-related entities for the year ending 30 June 2013 totalled \$108,183 (2012: \$105,000). These purchases included the purchase of air travel from Air New Zealand and postal services from New Zealand Post.



## Key Management Personnel

The following transactions were carried out with related parties other than those described above. All related party transactions have been entered into on an arm's length basis.

The aggregate value of transactions and outstanding balances relating to key management personnel and entities over which they have control or significant influence were as follows:

		Transactions value year ended 30 June		Balance outstanding year ended 30 June	
		2013	2012	2013	2012
<b>TTW</b>					
<i>Expenditure:</i>	<b>Ref</b>	<b>\$</b>	<b>\$</b>	<b>\$</b>	<b>\$</b>
Nadene Edmonds – Writer	(i)	6,400	-	-	-
Kataraina Rongonui-Houia	(ii)	2,500	-	-	-
		<b>8,900</b>	<b>-</b>	<b>-</b>	<b>-</b>

During the year, Te Taura Whiri i te Reo Māori made arm's length transactions with:

- (i) Nadene Edmonds, who is Board Member Kataraina Edmonds' daughter
- (ii) Kataraina Rongonui-Houia, who is Board Member Kataraina Edmonds' partner's daughter

No provision has been required, nor any expense recognised, for impairment of receivables from related parties.

## 18. Key Management Personnel Compensation

The compensation of key management personnel of Te Taura Whiri i te Reo Māori is set out below. Key management personnel include all Board members and the Chief Executive.

	2013	2012
	\$	\$
Salaries and other short-term employee benefits	229,945	239,753
Termination benefits	-	-
<b>Total Compensation</b>	<b>229,945</b>	<b>239,753</b>

## 19. Board Members' Remuneration

The total value of remuneration paid or payable to each Board member during the year was:

	2013 \$	2012 \$
<i>Chairman</i>		
Erima Henare	31,968	31,968
<i>Commissioners</i>		
Te Awanuiārangi Black	8,775	7,650
Evelyn Tobin	4,725	11,025
Katarina Edmonds	4,725	-
Poia Rewi	4,275	-
Iritana Tawhiwhirangi (Former)	-	6,075
Ruakere Hond (Former)	-	7,875
<b>Total Board Members Remuneration</b>	<b>54,468</b>	<b>64,593</b>

## 20. Commitments and Operating Leases

### Capital Commitments

There are no capital commitments at reporting date (2012: \$Nil).

### Operating Lease Commitments

Operating leases relate to the lease of the following:

- Rental agreement  
The rental of office accommodation situated at Level 14 & 15, Investment House, Wellington is for a term of six years, expiring 1 June 2015. The annual rental for the office space and car parks is \$239,823 (GST exclusive).
- Telephony system  
A telephony system is leased by Te Taura Whiri i te Reo Māori on a 60-month term finishing in April 2017, with a monthly rental of \$390 (GST exclusive).

The future aggregate minimum lease payments under non-cancellable operating leases are as follows:

	2013 \$	2012 \$
Not later than one year	244,516	248,808
Later than one year but not later than five years	232,743	477,258
Later than five years	-	-
<b>Total Operating Lease Commitments</b>	<b>477,259</b>	<b>726,066</b>

## 21. Contingencies

### Contingent Liabilities

There are no contingent liabilities at reporting date (2012: \$Nil).

### Contingent Assets

There are no contingent assets at reporting date (2012: \$Nil).

## 22. Events after Balance Sheet Date

There are no events subsequent to reporting date, that Te Taura Whiri i te Reo Māori is aware of, that would have a material impact on the financial statements for the period ended 30 June 2013 (2012: Nil).

## 23. Explanation of Significant Variances against Budget

Explanations for significant variations from the organisation's budgeted figures in the Statement of Intent are as follows:

### Statement of Comprehensive Income

#### Interest

Interest received was \$21,201 greater than anticipated, mainly due to delays in expected projects so balances remained higher for longer than expected.

#### Other Income

Other income was more than budgeted by \$152,159 because of increased sponsorship of Māori Language Week and Māori Language Awards, increased ticket sales for Māori Language Awards, and recognition of monitoring and evaluation revenue from the Mā te Reo Fund.

#### Amortisation and Depreciation

Amortisation and depreciation were less than budgeted by \$16,498 as most capital purchases were made later than forecast in this financial year.

### Statement of Financial Position

#### Cash and Bank

Cash and bank was more than budgeted by \$766,539, mainly due to an increase in interest received, a greater opening balance from 2011/12, and lower than expected expenditure.

#### Creditors and other payables

Creditors and other payables were more than budgeted by \$217,007, mainly due to high Māori Language Week 2013 expenditure incurred during June 2013.



